

**SCCPSS
ESPLOST
CONSTRUCTION
PROJECTS**



Budget Report

as of

August 29, 2008

Prepared by Budgeting Services

Table of Contents

- I. Comprehensive Summary
- II. Budget Summary by Location
- III. Budget Summary by Project
- IV. Budget Summary by Object
- V. Budget Transfers by Project
- VI. Budget Detail – Active & Completed Projects
- VII. Revenue Budget by Year
- VIII. Revenue Summary by Source





Comprehensive Summary

COMPREHENSIVE SUMMARY

CATEGORY/PROJECT	STATUS	START DATE	ESTIMATED COMPLETION DATE	ACTUAL COMPLETION DATE	COST PER SQUARE FOOT	(A)	(B)	(C)	(D)	(E)
						ORIGINAL BUDGET	BUDGET TRANSFERS	(A+B) CURRENT BUDGET	COST TO DATE	COST TO COMPLETE
<u>New/Replacement School Costs</u>										
Butler Elementary	Not Started	06/08	03/11	TBD	TBD	18,961,296	0	18,961,296	0	18,961,296
Gadsden Elementary	Active	03/08	05/11	TBD	TBD	18,948,932	0	18,948,932	7,750	18,941,182
Godley Station K-8	Active	07/07	08/10	TBD	TBD	0	44,586,155	44,586,155	370	44,585,785
New Elementary School	Active	N/A	N/A	TBD	TBD	17,895,840	-17,862,880	32,960	32,960	0
Pulaski Elementary	Active	03/08	05/11	TBD	TBD	17,275,466	0	17,275,466	5,126	17,270,340
New Middle School	Active	N/A	N/A	TBD	TBD	27,173,650	-27,123,275	50,375	50,375	0
Oglethorpe Academy	Not Started	03/08	05/11	TBD	TBD	21,238,350	0	21,238,350	0	21,238,350
Beach High	Not Started	09/08	07/12	TBD	TBD	35,070,350	0	35,070,350	0	35,070,350
New High School	Active	05/07	10/11	TBD	TBD	39,204,659	0	39,204,659	2,440	39,202,219
<u>Addition/Modifications Projects</u>										
Heard Elementary	Not Started	08/08	02/10	TBD	TBD	2,450,000	0	2,450,000	0	2,450,000
Hesse Elementary	Not Started	10/08	07/09	TBD	TBD	258,310	0	258,310	0	258,310
Howard Elementary	Not Started	08/08	09/09	TBD	TBD	1,748,812	0	1,748,812	0	1,748,812
Isle Of Hope Elementary	Not Started	08/08	09/09	TBD	TBD	1,350,229	0	1,350,229	0	1,350,229
Largo-Tibet Elementary	Not Started	09/08	12/09	TBD	TBD	1,925,000	0	1,925,000	0	1,925,000
Low Elementary	Not Started	09/08	05/09	TBD	TBD	286,406	0	286,406	0	286,406
White Bluff Elementary	Not Started	08/08	04/09	TBD	TBD	410,840	0	410,840	0	410,840
Windsor Forest Elementary	Active	10/07	12/09	TBD	TBD	2,303,372	0	2,303,372	156,882	2,146,490
Mercer Middle	Not Started	10/08	06/10	TBD	TBD	1,199,449	0	1,199,449	0	1,199,449
Windsor High	Not Started	01/09	07/11	TBD	TBD	6,448,000	0	6,448,000	0	6,448,000
Oatland Island	Not Started	05/08	06/09	TBD	TBD	850,000	0	850,000	0	850,000
Woodville-Tompkins Vocational	Active	05/07	09/09	TBD	TBD	4,250,000	0	4,250,000	3,185,201	1,064,799
<u>General ADA Requirement Upgrades</u>										
Bartow Elementary	Not Started	TBD	TBD	TBD	TBD	148,437	0	148,437	0	148,437
Bloomington Elementary	Not Started	TBD	TBD	TBD	TBD	256,779	0	256,779	0	256,779
East Broad Elementary	Not Started	TBD	TBD	TBD	TBD	530,931	0	530,931	0	530,931
Ellis Elementary	Not Started	TBD	TBD	TBD	TBD	247,704	0	247,704	0	247,704
Garrison Elementary	Not Started	TBD	TBD	TBD	TBD	419,956	0	419,956	0	419,956
Gould Elementary	Not Started	TBD	TBD	TBD	TBD	164,375	0	164,375	0	164,375

NOTE: These interim statements were produced for management purposes from data available as of the reporting date, which may be prior to completion of the month-end financial accounting closing process. As such, they may not include adjustments and/or disclosures that may be required under generally accepted accounting principles.

COMPREHENSIVE SUMMARY

CATEGORY/PROJECT	STATUS	START DATE	ESTIMATED COMPLETION DATE	ACTUAL COMPLETION DATE	COST PER SQUARE FOOT	(A)	(B)	(C)	(D)	(E)
						ORIGINAL BUDGET	BUDGET TRANSFERS	(A+B) CURRENT BUDGET	COST TO DATE	COST TO COMPLETE
Haven Elementary	Not Started	TBD	TBD	TBD	TBD	262,969	0	262,969	0	262,969
Heard Elementary	Not Started	TBD	TBD	TBD	TBD	350,247	0	350,247	0	350,247
Hesse Elementary	Not Started	TBD	TBD	TBD	TBD	439,200	0	439,200	0	439,200
Howard Elementary	Not Started	TBD	TBD	TBD	TBD	521,389	0	521,389	0	521,389
Isle Of Hope Elementary	Not Started	TBD	TBD	TBD	TBD	349,881	0	349,881	0	349,881
Jacob G Smith Elementary	Not Started	TBD	TBD	TBD	TBD	379,113	0	379,113	0	379,113
Largo-Tibet Elementary	Not Started	TBD	TBD	TBD	TBD	398,806	0	398,806	0	398,806
Low Elementary	Not Started	TBD	TBD	TBD	TBD	358,166	0	358,166	0	358,166
Pooler Elementary	Not Started	TBD	TBD	TBD	TBD	335,004	0	335,004	0	335,004
Pt Wentworth Elementary	Not Started	TBD	TBD	TBD	TBD	309,355	0	309,355	0	309,355
Spencer Elementary	Not Started	TBD	TBD	TBD	TBD	426,788	0	426,788	0	426,788
White Bluff Elementary	Not Started	TBD	TBD	TBD	TBD	472,419	0	472,419	0	472,419
Windsor Forest Elementary	Active	03/08	TBD	TBD	TBD	470,894	0	470,894	32,951	437,943
Bartlett Middle	Not Started	TBD	TBD	TBD	TBD	116,997	0	116,997	0	116,997
Hubert Middle	Not Started	TBD	TBD	TBD	TBD	5,937	0	5,937	0	5,937
Mercer Middle	Not Started	TBD	TBD	TBD	TBD	487,025	0	487,025	0	487,025
Shuman Middle	Not Started	TBD	TBD	TBD	TBD	514,375	0	514,375	0	514,375
Groves High	Not Started	TBD	TBD	TBD	TBD	649,053	0	649,053	0	649,053
Jenkins High	Not Started	TBD	TBD	TBD	TBD	754,733	0	754,733	0	754,733
Windsor High	Not Started	TBD	TBD	TBD	TBD	577,075	0	577,075	0	577,075
Massie Heritage Center	Not Started	03/08	03/09	TBD	TBD	203,525	0	203,525	0	203,525
Oatland Island	Not Started	05/08	06/09	TBD	TBD	354,719	0	354,719	0	354,719
<u>Thermal Protection - Roofing</u>										
Haven Elementary	Not Started	TBD	TBD	TBD	TBD	500,000	0	500,000	0	500,000
Pt Wentworth Elementary	Not Started	TBD	TBD	TBD	TBD	250,000	0	250,000	0	250,000
Windsor Forest Elementary	Active	02/08	TBD	TBD	TBD	775,000	0	775,000	54,231	720,769
Bartlett Middle	Not Started	TBD	TBD	TBD	TBD	1,000,000	0	1,000,000	0	1,000,000
Mercer Middle	Not Started	TBD	TBD	TBD	TBD	1,000,000	0	1,000,000	0	1,000,000
Shuman Middle	Not Started	TBD	TBD	TBD	TBD	625,000	0	625,000	0	625,000
Windsor High	Not Started	TBD	TBD	TBD	TBD	1,500,000	0	1,500,000	0	1,500,000
Oatland Island	Not Started	05/08	06/09	TBD	TBD	171,875	0	171,875	0	171,875

NOTE: These interim statements were produced for management purposes from data available as of the reporting date, which may be prior to completion of the month-end financial accounting closing process. As such, they may not include adjustments and/or disclosures that may be required under generally accepted accounting principles.

COMPREHENSIVE SUMMARY

CATEGORY/PROJECT	STATUS	START DATE	ESTIMATED COMPLETION DATE	ACTUAL COMPLETION DATE	COST PER SQUARE FOOT	(A) ORIGINAL BUDGET	(B) BUDGET TRANSFERS	(C) (A+B) CURRENT BUDGET	(D) COST TO DATE	(E) COST TO COMPLETE
<u>Classroom</u>										
Bartow Elementary	Not Started	TBD	TBD	TBD	TBD	30,000	0	30,000	0	30,000
Bloomington Elementary	Not Started	TBD	TBD	TBD	TBD	30,000	0	30,000	0	30,000
East Broad Elementary	Not Started	TBD	TBD	TBD	TBD	30,000	0	30,000	0	30,000
Ellis Elementary	Not Started	TBD	TBD	TBD	TBD	50,000	0	50,000	0	50,000
Garden City Elementary	Not Started	TBD	TBD	TBD	TBD	30,000	0	30,000	0	30,000
Garrison Elementary	Not Started	TBD	TBD	TBD	TBD	30,000	0	30,000	0	30,000
Georgetown Elementary	Not Started	TBD	TBD	TBD	TBD	30,000	0	30,000	0	30,000
Gould Elementary	Not Started	TBD	TBD	TBD	TBD	30,000	0	30,000	0	30,000
Haven Elementary	Not Started	TBD	TBD	TBD	TBD	30,000	0	30,000	0	30,000
Heard Elementary	Not Started	TBD	TBD	TBD	TBD	30,000	0	30,000	0	30,000
Hesse Elementary	Not Started	TBD	TBD	TBD	TBD	30,000	0	30,000	0	30,000
Howard Elementary	Not Started	TBD	TBD	TBD	TBD	30,000	0	30,000	0	30,000
Islands Elementary	Not Started	TBD	TBD	TBD	TBD	30,000	0	30,000	0	30,000
Isle Of Hope Elementary	Not Started	TBD	TBD	TBD	TBD	30,000	0	30,000	0	30,000
Jacob G Smith Elementary	Not Started	TBD	TBD	TBD	TBD	30,000	0	30,000	0	30,000
Largo-Tibet Elementary	Not Started	TBD	TBD	TBD	TBD	30,000	0	30,000	0	30,000
Low Elementary	Not Started	TBD	TBD	TBD	TBD	30,000	0	30,000	0	30,000
Marshpoint Elementary	Not Started	TBD	TBD	TBD	TBD	30,000	0	30,000	0	30,000
Pooler Elementary	Not Started	TBD	TBD	TBD	TBD	30,000	0	30,000	0	30,000
Pt Wentworth Elementary	Not Started	TBD	TBD	TBD	TBD	30,000	0	30,000	0	30,000
Southwest Elementary	Not Started	TBD	TBD	TBD	TBD	30,000	0	30,000	0	30,000
Spencer Elementary	Not Started	TBD	TBD	TBD	TBD	30,000	0	30,000	0	30,000
West Chatham Elementary	Not Started	TBD	TBD	TBD	TBD	30,000	0	30,000	0	30,000
White Bluff Elementary	Not Started	TBD	TBD	TBD	TBD	30,000	0	30,000	0	30,000
Windsor Forest Elementary	Active	03/08	TBD	TBD	TBD	30,000	0	30,000	18,816	11,184
Bartlett Middle	Not Started	TBD	TBD	TBD	TBD	57,500	0	57,500	0	57,500
Coastal Middle	Not Started	TBD	TBD	TBD	TBD	57,500	0	57,500	0	57,500
DeRenne Middle	Not Started	TBD	TBD	TBD	TBD	57,500	0	57,500	0	57,500
Hubert Middle	Not Started	TBD	TBD	TBD	TBD	57,500	0	57,500	0	57,500
Mercer Middle	Not Started	TBD	TBD	TBD	TBD	57,500	0	57,500	0	57,500
Myers Middle	Not Started	TBD	TBD	TBD	TBD	57,500	0	57,500	0	57,500

NOTE: These interim statements were produced for management purposes from data available as of the reporting date, which may be prior to completion of the month-end financial accounting closing process. As such, they may not include adjustments and/or disclosures that may be required under generally accepted accounting principles.

COMPREHENSIVE SUMMARY

CATEGORY/PROJECT	STATUS	START DATE	ESTIMATED COMPLETION DATE	ACTUAL COMPLETION DATE	COST PER SQUARE FOOT	(A)	(B)	(C)	(D)	(E)
						ORIGINAL BUDGET	BUDGET TRANSFERS	(A+B) CURRENT BUDGET	COST TO DATE	COST TO COMPLETE
Shuman Middle	Not Started	TBD	TBD	TBD	TBD	57,500	0	57,500	0	57,500
Southwest Middle	Not Started	TBD	TBD	TBD	TBD	57,500	0	57,500	0	57,500
West Chatham Middle	Not Started	TBD	TBD	TBD	TBD	57,500	0	57,500	0	57,500
Groves High	Not Started	TBD	TBD	TBD	TBD	30,000	0	30,000	0	30,000
Jenkins High	Not Started	TBD	TBD	TBD	TBD	77,250	0	77,250	0	77,250
Johnson High	Not Started	TBD	TBD	TBD	TBD	77,250	0	77,250	0	77,250
Savannah High	Not Started	TBD	TBD	TBD	TBD	77,250	0	77,250	0	77,250
Windsor High	Not Started	TBD	TBD	TBD	TBD	77,250	0	77,250	0	77,250
Oatland Island	Not Started	05/08	06/09	TBD	TBD	181,020	0	181,020	0	181,020
Woodville-Tompkins Vocational	Not Started	TBD	TBD	TBD	TBD	57,500	0	57,500	28,699	28,801
<u>Food Service Upgrades</u>										
Bloomingdale Elementary	Not Started	TBD	TBD	TBD	TBD	250,000	0	250,000	0	250,000
Hesse Elementary	Not Started	TBD	TBD	TBD	TBD	250,000	0	250,000	0	250,000
Windsor Forest Elementary	Not Started	TBD	TBD	TBD	TBD	150,000	0	150,000	0	150,000
Bartlett Middle	Not Started	TBD	TBD	TBD	TBD	250,000	0	250,000	0	250,000
<u>HVAC</u>										
Bartow Elementary	Not Started	TBD	TBD	TBD	TBD	255,469	0	255,469	0	255,469
Heard Elementary	Not Started	TBD	TBD	TBD	TBD	900,046	0	900,046	0	900,046
Isle Of Hope Elementary	Not Started	TBD	TBD	TBD	TBD	900,046	0	900,046	0	900,046
Pt Wentworth Elementary	Not Started	TBD	TBD	TBD	TBD	778,831	0	778,831	0	778,831
Spencer Elementary	Not Started	TBD	TBD	TBD	TBD	533,171	0	533,171	0	533,171
Bartlett Middle	Not Started	TBD	TBD	TBD	TBD	1,840,000	0	1,840,000	0	1,840,000
Jenkins High	Not Started	TBD	TBD	TBD	TBD	2,368,133	0	2,368,133	0	2,368,133
Oatland Island	Not Started	05/08	06/09	TBD	TBD	1,657,616	0	1,657,616	0	1,657,616
<u>Local School Requests</u>										
Bartow Elementary	Not Started	TBD	TBD	TBD	TBD	65,625	0	65,625	0	65,625
Ellis Elementary	Not Started	TBD	TBD	TBD	TBD	59,912	0	59,912	0	59,912
Georgetown Elementary	Not Started	TBD	TBD	TBD	TBD	31,250	0	31,250	0	31,250
Haven Elementary	Not Started	TBD	TBD	TBD	TBD	112,500	0	112,500	0	112,500
Heard Elementary	Not Started	TBD	TBD	TBD	TBD	28,125	0	28,125	0	28,125

NOTE: These interim statements were produced for management purposes from data available as of the reporting date, which may be prior to completion of the month-end financial accounting closing process. As such, they may not include adjustments and/or disclosures that may be required under generally accepted accounting principles.

COMPREHENSIVE SUMMARY

CATEGORY/PROJECT	STATUS	START DATE	ESTIMATED COMPLETION DATE	ACTUAL COMPLETION DATE	COST PER SQUARE FOOT	(A)	(B)	(C)	(D)	(E)
						ORIGINAL BUDGET	BUDGET TRANSFERS	(A+B) CURRENT BUDGET	COST TO DATE	COST TO COMPLETE
Howard Elementary	Not Started	TBD	TBD	TBD	TBD	154,455	0	154,455	0	154,455
Jacob G Smith Elementary	Not Started	TBD	TBD	TBD	TBD	58,750	0	58,750	0	58,750
Low Elementary	Not Started	TBD	TBD	TBD	TBD	63,077	0	63,077	0	63,077
Pooler Elementary	Not Started	TBD	TBD	TBD	TBD	84,645	0	84,645	0	84,645
Spencer Elementary	Not Started	TBD	TBD	TBD	TBD	110,000	0	110,000	0	110,000
Windsor Forest Elementary	Active	03/08	TBD	TBD	TBD	343,750	0	343,750	24,054	319,696
Mercer Middle	Not Started	TBD	TBD	TBD	TBD	17,500	0	17,500	0	17,500
Shuman Middle	Not Started	TBD	TBD	TBD	TBD	26,875	0	26,875	0	26,875
Groves High	Not Started	TBD	TBD	TBD	TBD	343,750	0	343,750	0	343,750
Jenkins High	Not Started	TBD	TBD	TBD	TBD	90,812	0	90,812	0	90,812
Massie Heritage Center	Not Started	03/08	03/09	TBD	TBD	52,285	400,000	452,285	0	452,285
Oatland Island	Not Started	05/08	06/09	TBD	TBD	475,000	0	475,000	0	475,000
<u>Site Work</u>										
Oatland Island	Not Started	05/08	06/09	TBD	TBD	198,812	0	198,812	0	198,812
<u>Site Work (Safety & Security Fencing)</u>										
Bartow Elementary	Active	06/08	TBD	TBD	TBD	75,000	0	75,000	17,258	57,742
Bloomington Elementary	Active	TBD	TBD	TBD	TBD	39,350	0	39,350	24,770	14,580
East Broad Elementary	Not Started	TBD	TBD	TBD	TBD	47,000	0	47,000	0	47,000
Ellis Elementary	Not Started	TBD	TBD	TBD	TBD	67,188	0	67,188	0	67,188
Garden City Elementary	Not Started	TBD	TBD	TBD	TBD	3,000	0	3,000	0	3,000
Garrison Elementary	Not Started	TBD	TBD	TBD	TBD	15,500	0	15,500	0	15,500
Georgetown Elementary	Not Started	TBD	TBD	TBD	TBD	71,875	0	71,875	950	70,925
Gould Elementary	Active	06/08	TBD	TBD	TBD	77,000	0	77,000	30,263	46,737
Haven Elementary	Not Started	TBD	TBD	TBD	TBD	37,312	0	37,312	0	37,312
Heard Elementary	Not Started	TBD	TBD	TBD	TBD	69,350	0	69,350	0	69,350
Hesse Elementary	Not Started	TBD	TBD	TBD	TBD	41,850	0	41,850	0	41,850
Howard Elementary	Not Started	TBD	TBD	TBD	TBD	88,000	0	88,000	0	88,000
Islands Elementary	Active	06/08	TBD	TBD	TBD	63,000	0	63,000	8,900	54,100
Isle Of Hope Elementary	Not Started	TBD	TBD	TBD	TBD	69,350	0	69,350	0	69,350
Jacob G Smith Elementary	Not Started	TBD	TBD	TBD	TBD	34,650	0	34,650	0	34,650
Largo-Tibet Elementary	Active	06/08	TBD	TBD	TBD	97,980	0	97,980	25,850	72,130

NOTE: These interim statements were produced for management purposes from data available as of the reporting date, which may be prior to completion of the month-end financial accounting closing process. As such, they may not include adjustments and/or disclosures that may be required under generally accepted accounting principles.

COMPREHENSIVE SUMMARY

CATEGORY/PROJECT	STATUS	START DATE	ESTIMATED COMPLETION DATE	ACTUAL COMPLETION DATE	COST PER SQUARE FOOT	(A)	(B)	(C)	(D)	(E)
						ORIGINAL BUDGET	BUDGET TRANSFERS	(A+B) CURRENT BUDGET	COST TO DATE	COST TO COMPLETE
Low Elementary	Not Started	TBD	TBD	TBD	TBD	42,900	0	42,900	0	42,900
Marshpoint Elementary	Not Started	TBD	TBD	TBD	TBD	36,600	0	36,600	950	35,650
Pooler Elementary	Active	TBD	TBD	TBD	TBD	78,000	0	78,000	3,600	74,400
Pt Wentworth Elementary	Active	06/08	TBD	TBD	TBD	34,650	0	34,650	37,046	-2,396
Southwest Elementary	Not Started	TBD	TBD	TBD	TBD	48,000	0	48,000	0	48,000
Spencer Elementary	Active	06/08	TBD	TBD	TBD	69,000	0	69,000	19,134	49,866
West Chatham Elementary	Not Started	TBD	TBD	TBD	TBD	40,500	0	40,500	0	40,500
White Bluff Elementary	Not Started	TBD	TBD	TBD	TBD	71,750	0	71,750	0	71,750
Windsor Forest Elementary	Active	01/08	TBD	TBD	TBD	150,900	0	150,900	15,720	135,180
Bartlett Middle	Not Started	TBD	TBD	TBD	TBD	37,500	0	37,500	13,088	24,412
Coastal Middle	Not Started	TBD	TBD	TBD	TBD	41,700	0	41,700	0	41,700
Hubert Middle	Not Started	TBD	TBD	TBD	TBD	53,460	0	53,460	0	53,460
Mercer Middle	Not Started	TBD	TBD	TBD	TBD	49,500	0	49,500	0	49,500
Myers Middle	Not Started	TBD	TBD	TBD	TBD	56,400	0	56,400	0	56,400
Shuman Middle	Not Started	TBD	TBD	TBD	TBD	91,000	0	91,000	0	91,000
Southwest Middle	Not Started	TBD	TBD	TBD	TBD	36,000	0	36,000	0	36,000
West Chatham Middle	Not Started	TBD	TBD	TBD	TBD	42,000	0	42,000	0	42,000
Groves High	Not Started	TBD	TBD	TBD	TBD	146,500	0	146,500	0	146,500
Jenkins High	Not Started	TBD	TBD	TBD	TBD	30,000	0	30,000	0	30,000
Johnson High	Not Started	TBD	TBD	TBD	TBD	61,200	0	61,200	0	61,200
Savannah Arts Academy	Active	06/08	TBD	TBD	TBD	554,400	0	554,400	34,478	519,922
Savannah High	Not Started	TBD	TBD	TBD	TBD	30,000	0	30,000	0	30,000
Windsor High	Not Started	TBD	TBD	TBD	TBD	119,375	0	119,375	0	119,375
<u>Miscellaneous (Security Issues)</u>										
Bartlett Middle	Active	04/08	TBD	TBD	TBD	261,968	-109,815	152,153	115,109	37,044
Coastal Middle	Active	04/08	TBD	TBD	TBD	79,950	34,136	114,086	104,765	9,321
DeRenne Middle	Active	04/08	TBD	TBD	TBD	174,394	-51,329	123,065	113,971	9,094
Hubert Middle	Active	04/08	TBD	TBD	TBD	224,500	-94,132	130,368	110,035	20,333
Mercer Middle	Active	04/08	TBD	TBD	TBD	47,798	67,670	115,468	105,454	10,014
Myers Middle	Active	04/08	TBD	TBD	TBD	79,925	34,102	114,027	105,170	8,857
Shuman Middle	Active	06/08	TBD	TBD	TBD	72,560	47,702	120,262	98,040	22,222
Southwest Middle	Active	06/08	TBD	TBD	TBD	71,200	46,404	117,604	107,074	10,530

NOTE: These interim statements were produced for management purposes from data available as of the reporting date, which may be prior to completion of the month-end financial accounting closing process. As such, they may not include adjustments and/or disclosures that may be required under generally accepted accounting principles.

COMPREHENSIVE SUMMARY

CATEGORY/PROJECT	STATUS	START DATE	ESTIMATED COMPLETION DATE	ACTUAL COMPLETION DATE	COST PER SQUARE FOOT	(A)	(B)	(C)	(D)	(E)
						ORIGINAL BUDGET	BUDGET TRANSFERS	(A+B) CURRENT BUDGET	COST TO DATE	COST TO COMPLETE
West Chatham Middle	Active	06/08	TBD	TBD	TBD	114,900	65,951	180,851	152,635	28,216
Groves High	Active	04/08	TBD	TBD	TBD	407,523	-364,582	42,941	25,362	17,579
Jenkins High	Not Started	TBD	TBD	TBD	TBD	30,000	-28,620	1,380	0	1,380
Johnson High	Not Started	TBD	TBD	TBD	TBD	39,000	-37,206	1,794	0	1,794
Savannah Arts Academy	Active	06/08	TBD	TBD	TBD	20,000	209,752	229,752	171,354	58,398
Savannah High	Active	06/08	TBD	TBD	TBD	49,250	108,484	157,734	141,479	16,255
Windsor High	Active	06/08	TBD	TBD	TBD	340,262	926	341,188	182,963	158,225
Oatland Island	Not Started	05/08	06/09	TBD	TBD	34,718	0	34,718	0	34,718
Woodville-Tompkins Vocational	Active	10/07	TBD	TBD	TBD	79,950	70,557	150,507	27,483	123,024
<u>Electrical</u>										
Isle Of Hope Elementary	Not Started	TBD	TBD	TBD	TBD	751,288	0	751,288	0	751,288
Jacob G Smith Elementary	Not Started	TBD	TBD	TBD	TBD	112,262	0	112,262	0	112,262
Pooler Elementary	Not Started	TBD	TBD	TBD	TBD	722,975	0	722,975	0	722,975
Spencer Elementary	Not Started	TBD	TBD	TBD	TBD	143,509	0	143,509	0	143,509
Windsor Forest Elementary	Active	03/08	TBD	TBD	TBD	1,128,638	0	1,128,638	78,977	1,049,661
Groves High	Not Started	TBD	TBD	TBD	TBD	2,352,588	0	2,352,588	0	2,352,588
Massie Heritage Center	Not Started	03/08	03/09	TBD	TBD	122,625	0	122,625	0	122,625
Oatland Island	Not Started	05/08	06/09	TBD	TBD	1,086,419	0	1,086,419	0	1,086,419
<u>Painting</u>										
Garrison Elementary	Not Started	TBD	TBD	TBD	TBD	18,398	0	18,398	0	18,398
Haven Elementary	Not Started	TBD	TBD	TBD	TBD	122,428	0	122,428	0	122,428
Heard Elementary	Not Started	TBD	TBD	TBD	TBD	135,944	0	135,944	0	135,944
Hesse Elementary	Not Started	TBD	TBD	TBD	TBD	138,423	0	138,423	0	138,423
Howard Elementary	Not Started	TBD	TBD	TBD	TBD	22,344	0	22,344	0	22,344
Low Elementary	Not Started	TBD	TBD	TBD	TBD	98,615	0	98,615	0	98,615
Pooler Elementary	Not Started	TBD	TBD	TBD	TBD	112,232	0	112,232	0	112,232
Spencer Elementary	Not Started	TBD	TBD	TBD	TBD	112,812	0	112,812	0	112,812
Shuman Middle	Not Started	TBD	TBD	TBD	TBD	37,500	0	37,500	0	37,500
Groves High	Not Started	TBD	TBD	TBD	TBD	401,771	0	401,771	0	401,771
Massie Heritage Center	Not Started	03/08	03/09	TBD	TBD	37,715	0	37,715	0	37,715
Oatland Island	Not Started	05/08	06/09	TBD	TBD	184,059	0	184,059	0	184,059

NOTE: These interim statements were produced for management purposes from data available as of the reporting date, which may be prior to completion of the month-end financial accounting closing process. As such, they may not include adjustments and/or disclosures that may be required under generally accepted accounting principles.

COMPREHENSIVE SUMMARY

CATEGORY/PROJECT	STATUS	START DATE	ESTIMATED COMPLETION DATE	ACTUAL COMPLETION DATE	COST PER SQUARE FOOT	(A) ORIGINAL BUDGET	(B) BUDGET TRANSFERS	(C) (A+B) CURRENT BUDGET	(D) COST TO DATE	(E) COST TO COMPLETE
<u>Plumbing</u>										
Bartow Elementary	Not Started	TBD	TBD	TBD	TBD	15,625	0	15,625	0	15,625
Low Elementary	Not Started	TBD	TBD	TBD	TBD	46,875	0	46,875	0	46,875
Bartlett Middle	Not Started	TBD	TBD	TBD	TBD	208,594	0	208,594	0	208,594
Jenkins High	Not Started	TBD	TBD	TBD	TBD	289,062	0	289,062	0	289,062
<u>Flooring</u>										
Bartow Elementary	Not Started	TBD	TBD	TBD	TBD	490,464	0	490,464	0	490,464
Haven Elementary	Not Started	TBD	TBD	TBD	TBD	60,000	0	60,000	0	60,000
Hesse Elementary	Not Started	TBD	TBD	TBD	TBD	131,522	0	131,522	0	131,522
Howard Elementary	Not Started	TBD	TBD	TBD	TBD	54,452	0	54,452	0	54,452
Low Elementary	Not Started	TBD	TBD	TBD	TBD	109,238	0	109,238	0	109,238
Pooler Elementary	Not Started	TBD	TBD	TBD	TBD	184,128	0	184,128	0	184,128
White Bluff Elementary	Not Started	TBD	TBD	TBD	TBD	63,912	0	63,912	0	63,912
Windsor Forest Elementary	Active	03/08	TBD	TBD	TBD	286,437	0	286,437	20,043	266,394
Bartlett Middle	Not Started	TBD	TBD	TBD	TBD	131,523	0	131,523	0	131,523
Groves High	Not Started	TBD	TBD	TBD	TBD	490,976	0	490,976	0	490,976
Massie Heritage Center	Not Started	03/08	03/09	TBD	TBD	24,063	0	24,063	0	24,063
<u>Specialties (Signage Upgrades)</u>										
Bartow Elementary	Not Started	TBD	TBD	TBD	TBD	2,650	0	2,650	0	2,650
Bloomington Elementary	Not Started	TBD	TBD	TBD	TBD	4,050	0	4,050	0	4,050
East Broad Elementary	Not Started	TBD	TBD	TBD	TBD	1,000	0	1,000	0	1,000
Ellis Elementary	Not Started	TBD	TBD	TBD	TBD	1,475	0	1,475	0	1,475
Garden City Elementary	Not Started	TBD	TBD	TBD	TBD	2,700	0	2,700	0	2,700
Garrison Elementary	Not Started	TBD	TBD	TBD	TBD	2,100	0	2,100	0	2,100
Georgetown Elementary	Not Started	TBD	TBD	TBD	TBD	2,475	0	2,475	0	2,475
Gould Elementary	Not Started	TBD	TBD	TBD	TBD	2,700	0	2,700	0	2,700
Haven Elementary	Not Started	TBD	TBD	TBD	TBD	2,925	0	2,925	0	2,925
Hesse Elementary	Not Started	TBD	TBD	TBD	TBD	4,050	0	4,050	0	4,050
Howard Elementary	Not Started	TBD	TBD	TBD	TBD	4,500	0	4,500	0	4,500
Islands Elementary	Not Started	TBD	TBD	TBD	TBD	4,500	0	4,500	0	4,500

NOTE: These interim statements were produced for management purposes from data available as of the reporting date, which may be prior to completion of the month-end financial accounting closing process. As such, they may not include adjustments and/or disclosures that may be required under generally accepted accounting principles.

COMPREHENSIVE SUMMARY

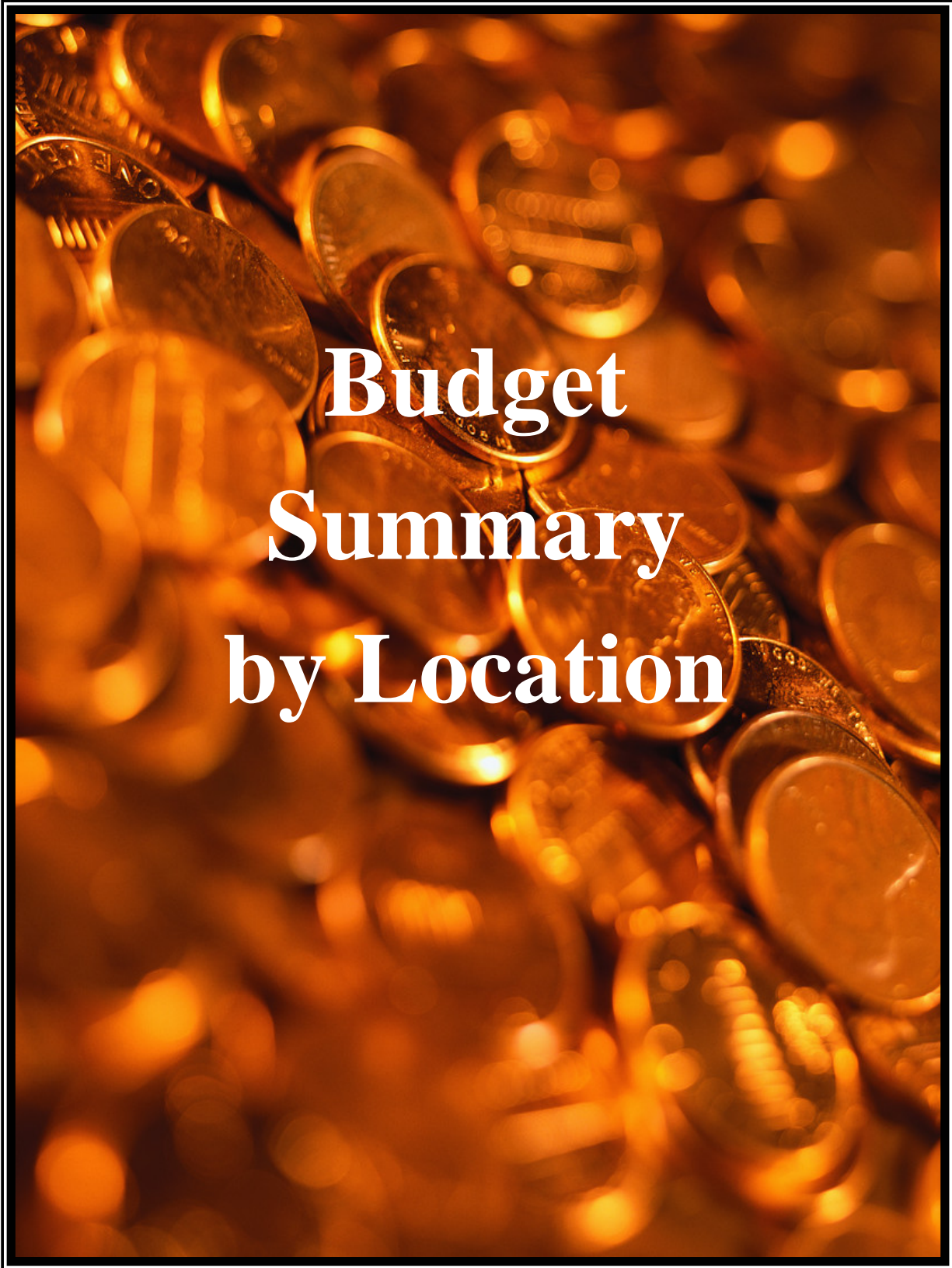
CATEGORY/PROJECT	STATUS	START DATE	ESTIMATED COMPLETION DATE	ACTUAL COMPLETION DATE	COST PER SQUARE FOOT	(A)	(B)	(C)	(D)	(E)
						ORIGINAL BUDGET	BUDGET TRANSFERS	(A+B) CURRENT BUDGET	COST TO DATE	COST TO COMPLETE
Isle Of Hope Elementary	Not Started	TBD	TBD	TBD	TBD	4,050	0	4,050	0	4,050
Jacob G Smith Elementary	Not Started	TBD	TBD	TBD	TBD	2,700	0	2,700	0	2,700
Largo-Tibet Elementary	Not Started	TBD	TBD	TBD	TBD	3,600	0	3,600	0	3,600
Low Elementary	Not Started	TBD	TBD	TBD	TBD	2,700	0	2,700	0	2,700
Marshpoint Elementary	Not Started	TBD	TBD	TBD	TBD	2,700	0	2,700	0	2,700
Pooler Elementary	Not Started	TBD	TBD	TBD	TBD	2,475	0	2,475	0	2,475
Pt Wentworth Elementary	Not Started	TBD	TBD	TBD	TBD	2,700	0	2,700	0	2,700
Southwest Elementary	Not Started	TBD	TBD	TBD	TBD	2,700	0	2,700	0	2,700
Spencer Elementary	Not Started	TBD	TBD	TBD	TBD	3,150	0	3,150	0	3,150
West Chatham Elementary	Not Started	TBD	TBD	TBD	TBD	2,475	0	2,475	0	2,475
White Bluff Elementary	Not Started	TBD	TBD	TBD	TBD	4,500	0	4,500	0	4,500
Windsor Forest Elementary	Not Started	TBD	TBD	TBD	TBD	4,500	0	4,500	0	4,500
Bartlett Middle	Not Started	TBD	TBD	TBD	TBD	2,700	0	2,700	0	2,700
Hubert Middle	Not Started	TBD	TBD	TBD	TBD	2,700	0	2,700	0	2,700
Mercer Middle	Not Started	TBD	TBD	TBD	TBD	2,700	0	2,700	0	2,700
Myers Middle	Not Started	TBD	TBD	TBD	TBD	2,700	0	2,700	0	2,700
Shuman Middle	Not Started	TBD	TBD	TBD	TBD	2,700	0	2,700	0	2,700
Southwest Middle	Not Started	TBD	TBD	TBD	TBD	2,700	0	2,700	0	2,700
West Chatham Middle	Not Started	TBD	TBD	TBD	TBD	2,700	0	2,700	0	2,700
Groves High	Not Started	TBD	TBD	TBD	TBD	4,050	0	4,050	0	4,050
Jenkins High	Not Started	TBD	TBD	TBD	TBD	4,500	0	4,500	0	4,500
Johnson High	Not Started	TBD	TBD	TBD	TBD	2,700	0	2,700	0	2,700
Savannah High	Not Started	TBD	TBD	TBD	TBD	4,500	0	4,500	0	4,500
Windsor High	Not Started	TBD	TBD	TBD	TBD	4,050	0	4,050	0	4,050
<u>Specialties</u>										
Massie Heritage Center	Not Started	03/08	03/09	TBD	TBD	812	0	812	0	812
Oatland Island	Not Started	05/08	06/09	TBD	TBD	2,250	0	2,250	0	2,250
<u>Other</u>										
G.O. Bond Debt	Active	07/07	02/12	TBD	TBD	67,372,185	0	67,372,185	26,694,010	40,678,175
Program Management	Active	05/07	09/12	TBD	TBD	6,000,000	0	6,000,000	5,993,867	6,133
Academic Technology Upgrade	Active	07/07	01/12	TBD	TBD	30,000,000	0	30,000,000	4,407,547	25,592,453

NOTE: These interim statements were produced for management purposes from data available as of the reporting date, which may be prior to completion of the month-end financial accounting closing process. As such, they may not include adjustments and/or disclosures that may be required under generally accepted accounting principles.

COMPREHENSIVE SUMMARY

CATEGORY/PROJECT	STATUS	START DATE	ESTIMATED COMPLETION DATE	ACTUAL COMPLETION DATE	COST PER SQUARE FOOT	(A) ORIGINAL BUDGET	(B) BUDGET TRANSFERS	(C) (A+B) CURRENT BUDGET	(D) COST TO DATE	(E) COST TO COMPLETE
TOTALS						368,755,519	0	368,755,519	42,587,200	326,168,319

NOTE: These interim statements were produced for management purposes from data available as of the reporting date, which may be prior to completion of the month-end financial accounting closing process. As such, they may not include adjustments and/or disclosures that may be required under generally accepted accounting principles.



**Budget
Summary
by Location**

BUDGET SUMMARY BY LOCATION

Bartow Elementary

Description	Current Budget	Encumbered	Expended	Balance
Classroom	30,000	0	0	30,000
Flooring	490,464	0	0	490,464
General ADA Requirement Upgrades	148,437	0	0	148,437
HVAC	255,469	0	0	255,469
Local School Requests	65,625	0	0	65,625
Plumbing	15,625	0	0	15,625
Site Work (Safety & Security Fencing)	75,000	0	17,258	57,742
Specialties (Signage Upgrades)	2,650	0	0	2,650
	1,083,270	0	17,258	1,066,012

Bloomingdale Elementary

Description	Current Budget	Encumbered	Expended	Balance
Classroom	30,000	0	0	30,000
Food Service Upgrades	250,000	0	0	250,000
General ADA Requirement Upgrades	256,779	0	0	256,779
Site Work (Safety & Security Fencing)	39,350	24,770	0	14,580
Specialties (Signage Upgrades)	4,050	0	0	4,050
	580,179	24,770	0	555,409

Butler Elementary

Description	Current Budget	Encumbered	Expended	Balance
New/Replacement School Costs	18,961,296	0	0	18,961,296
	18,961,296	0	0	18,961,296

NOTE: These interim statements were produced for management purposes from data available as of the reporting date, which may be prior to completion of the month-end financial accounting closing process. As such, they may not include adjustments and/or disclosures that may be required under generally accepted accounting principles.

BUDGET SUMMARY BY LOCATION

East Broad Elementary

Description	Current Budget	Encumbered	Expended	Balance
Classroom	30,000	0	0	30,000
General ADA Requirement Upgrades	530,931	0	0	530,931
Site Work (Safety & Security Fencing)	47,000	0	0	47,000
Specialties (Signage Upgrades)	1,000	0	0	1,000
	608,931	0	0	608,931

Ellis Elementary

Description	Current Budget	Encumbered	Expended	Balance
Classroom	50,000	0	0	50,000
General ADA Requirement Upgrades	247,704	0	0	247,704
Local School Requests	59,912	0	0	59,912
Site Work (Safety & Security Fencing)	67,188	0	0	67,188
Specialties (Signage Upgrades)	1,475	0	0	1,475
	426,279	0	0	426,279

Gadsden Elementary

Description	Current Budget	Encumbered	Expended	Balance
New/Replacement School Costs	18,948,932	0	7,750	18,941,182
	18,948,932	0	7,750	18,941,182

NOTE: These interim statements were produced for management purposes from data available as of the reporting date, which may be prior to completion of the month-end financial accounting closing process. As such, they may not include adjustments and/or disclosures that may be required under generally accepted accounting principles.

BUDGET SUMMARY BY LOCATION

Garden City Elementary

Description	Current Budget	Encumbered	Expended	Balance
Classroom	30,000	0	0	30,000
Site Work (Safety & Security Fencing)	3,000	0	0	3,000
Specialties (Signage Upgrades)	2,700	0	0	2,700
	35,700	0	0	35,700

Garrison Elementary

Description	Current Budget	Encumbered	Expended	Balance
Classroom	30,000	0	0	30,000
General ADA Requirement Upgrades	419,956	0	0	419,956
Painting	18,398	0	0	18,398
Site Work (Safety & Security Fencing)	15,500	0	0	15,500
Specialties (Signage Upgrades)	2,100	0	0	2,100
	485,954	0	0	485,954

Georgetown Elementary

Description	Current Budget	Encumbered	Expended	Balance
Classroom	30,000	0	0	30,000
Local School Requests	31,250	0	0	31,250
Site Work (Safety & Security Fencing)	71,875	950	0	70,925
Specialties (Signage Upgrades)	2,475	0	0	2,475
	135,600	950	0	134,650

NOTE: These interim statements were produced for management purposes from data available as of the reporting date, which may be prior to completion of the month-end financial accounting closing process. As such, they may not include adjustments and/or disclosures that may be required under generally accepted accounting principles.

BUDGET SUMMARY BY LOCATION

Godley Station K-8

Description	Current Budget	Encumbered	Expended	Balance
New/Replacement School Costs	44,586,155	0	370	44,585,785
	44,586,155	0	370	44,585,785

Gould Elementary

Description	Current Budget	Encumbered	Expended	Balance
Classroom	30,000	0	0	30,000
General ADA Requirement Upgrades	164,375	0	0	164,375
Site Work (Safety & Security Fencing)	77,000	950	29,313	46,737
Specialties (Signage Upgrades)	2,700	0	0	2,700
	274,075	950	29,313	243,812

Haven Elementary

Description	Current Budget	Encumbered	Expended	Balance
Classroom	30,000	0	0	30,000
Flooring	60,000	0	0	60,000
General ADA Requirement Upgrades	262,969	0	0	262,969
Local School Requests	112,500	0	0	112,500
Painting	122,428	0	0	122,428
Site Work (Safety & Security Fencing)	37,312	0	0	37,312
Specialties (Signage Upgrades)	2,925	0	0	2,925
Thermal Protection - Roofing	500,000	0	0	500,000
	1,128,134	0	0	1,128,134

NOTE: These interim statements were produced for management purposes from data available as of the reporting date, which may be prior to completion of the month-end financial accounting closing process. As such, they may not include adjustments and/or disclosures that may be required under generally accepted accounting principles.

BUDGET SUMMARY BY LOCATION

Heard Elementary

Description	Current Budget	Encumbered	Expended	Balance
Addition/Modifications Projects	2,450,000	0	0	2,450,000
Classroom	30,000	0	0	30,000
General ADA Requirement Upgrades	350,247	0	0	350,247
HVAC	900,046	0	0	900,046
Local School Requests	28,125	0	0	28,125
Painting	135,944	0	0	135,944
Site Work (Safety & Security Fencing)	69,350	0	0	69,350
	3,963,712	0	0	3,963,712

Hesse Elementary

Description	Current Budget	Encumbered	Expended	Balance
Addition/Modifications Projects	258,310	0	0	258,310
Classroom	30,000	0	0	30,000
Flooring	131,522	0	0	131,522
Food Service Upgrades	250,000	0	0	250,000
General ADA Requirement Upgrades	439,200	0	0	439,200
Painting	138,423	0	0	138,423
Site Work (Safety & Security Fencing)	41,850	0	0	41,850
Specialties (Signage Upgrades)	4,050	0	0	4,050
	1,293,355	0	0	1,293,355

NOTE: These interim statements were produced for management purposes from data available as of the reporting date, which may be prior to completion of the month-end financial accounting closing process. As such, they may not include adjustments and/or disclosures that may be required under generally accepted accounting principles.

BUDGET SUMMARY BY LOCATION

Howard Elementary

Description	Current Budget	Encumbered	Expended	Balance
Addition/Modifications Projects	1,748,812	0	0	1,748,812
Classroom	30,000	0	0	30,000
Flooring	54,452	0	0	54,452
General ADA Requirement Upgrades	521,389	0	0	521,389
Local School Requests	154,455	0	0	154,455
Painting	22,344	0	0	22,344
Site Work (Safety & Security Fencing)	88,000	0	0	88,000
Specialties (Signage Upgrades)	4,500	0	0	4,500
	2,623,952	0	0	2,623,952

Islands Elementary

Description	Current Budget	Encumbered	Expended	Balance
Classroom	30,000	0	0	30,000
Site Work (Safety & Security Fencing)	63,000	8,900	0	54,100
Specialties (Signage Upgrades)	4,500	0	0	4,500
	97,500	8,900	0	88,600

Isle Of Hope Elementary

Description	Current Budget	Encumbered	Expended	Balance
Addition/Modifications Projects	1,350,229	0	0	1,350,229
Classroom	30,000	0	0	30,000
Electrical	751,288	0	0	751,288
General ADA Requirement Upgrades	349,881	0	0	349,881
HVAC	900,046	0	0	900,046
Site Work (Safety & Security Fencing)	69,350	0	0	69,350
Specialties (Signage Upgrades)	4,050	0	0	4,050
	3,454,844	0	0	3,454,844

NOTE: These interim statements were produced for management purposes from data available as of the reporting date, which may be prior to completion of the month-end financial accounting closing process. As such, they may not include adjustments and/or disclosures that may be required under generally accepted accounting principles.

BUDGET SUMMARY BY LOCATION

Jacob G Smith Elementary

Description	Current Budget	Encumbered	Expended	Balance
Classroom	30,000	0	0	30,000
Electrical	112,262	0	0	112,262
General ADA Requirement Upgrades	379,113	0	0	379,113
Local School Requests	58,750	0	0	58,750
Site Work (Safety & Security Fencing)	34,650	0	0	34,650
Specialties (Signage Upgrades)	2,700	0	0	2,700
	617,475	0	0	617,475

Largo-Tibet Elementary

Description	Current Budget	Encumbered	Expended	Balance
Addition/Modifications Projects	1,925,000	0	0	1,925,000
Classroom	30,000	0	0	30,000
General ADA Requirement Upgrades	398,806	0	0	398,806
Site Work (Safety & Security Fencing)	97,980	0	25,850	72,130
Specialties (Signage Upgrades)	3,600	0	0	3,600
	2,455,386	0	25,850	2,429,536

Low Elementary

Description	Current Budget	Encumbered	Expended	Balance
Addition/Modifications Projects	286,406	0	0	286,406
Classroom	30,000	0	0	30,000
Flooring	109,238	0	0	109,238
General ADA Requirement Upgrades	358,166	0	0	358,166
Local School Requests	63,077	0	0	63,077
Painting	98,615	0	0	98,615
Plumbing	46,875	0	0	46,875
Site Work (Safety & Security Fencing)	42,900	0	0	42,900
Specialties (Signage Upgrades)	2,700	0	0	2,700
	1,037,977	0	0	1,037,977

NOTE: These interim statements were produced for management purposes from data available as of the reporting date, which may be prior to completion of the month-end financial accounting closing process. As such, they may not include adjustments and/or disclosures that may be required under generally accepted accounting principles.

BUDGET SUMMARY BY LOCATION

Marshpoint Elementary

Description	Current Budget	Encumbered	Expended	Balance
Classroom	30,000	0	0	30,000
Site Work (Safety & Security Fencing)	36,600	950	0	35,650
Specialties (Signage Upgrades)	2,700	0	0	2,700
	69,300	950	0	68,350

New Elementary School

Description	Current Budget	Encumbered	Expended	Balance
New/Replacement School Costs	32,960	387	32,573	0
	32,960	387	32,573	0

Pooler Elementary

Description	Current Budget	Encumbered	Expended	Balance
Classroom	30,000	0	0	30,000
Electrical	722,975	0	0	722,975
Flooring	184,128	0	0	184,128
General ADA Requirement Upgrades	335,004	0	0	335,004
Local School Requests	84,645	0	0	84,645
Painting	112,232	0	0	112,232
Site Work (Safety & Security Fencing)	78,000	0	3,600	74,400
Specialties (Signage Upgrades)	2,475	0	0	2,475
	1,549,459	0	3,600	1,545,859

NOTE: These interim statements were produced for management purposes from data available as of the reporting date, which may be prior to completion of the month-end financial accounting closing process. As such, they may not include adjustments and/or disclosures that may be required under generally accepted accounting principles.

BUDGET SUMMARY BY LOCATION

Pt Wentworth Elementary

Description	Current Budget	Encumbered	Expended	Balance
Classroom	30,000	0	0	30,000
General ADA Requirement Upgrades	309,355	0	0	309,355
HVAC	778,831	0	0	778,831
Site Work (Safety & Security Fencing)	34,650	950	36,096	-2,396
Specialties (Signage Upgrades)	2,700	0	0	2,700
Thermal Protection - Roofing	250,000	0	0	250,000
	1,405,536	950	36,096	1,368,490

Pulaski Elementary

Description	Current Budget	Encumbered	Expended	Balance
New/Replacement School Costs	17,275,466	0	5,126	17,270,340
	17,275,466	0	5,126	17,270,340

Southwest Elementary

Description	Current Budget	Encumbered	Expended	Balance
Classroom	30,000	0	0	30,000
Site Work (Safety & Security Fencing)	48,000	0	0	48,000
Specialties (Signage Upgrades)	2,700	0	0	2,700
	80,700	0	0	80,700

NOTE: These interim statements were produced for management purposes from data available as of the reporting date, which may be prior to completion of the month-end financial accounting closing process. As such, they may not include adjustments and/or disclosures that may be required under generally accepted accounting principles.

BUDGET SUMMARY BY LOCATION

Spencer Elementary

Description	Current Budget	Encumbered	Expended	Balance
Classroom	30,000	0	0	30,000
Electrical	143,509	0	0	143,509
General ADA Requirement Upgrades	426,788	0	0	426,788
HVAC	533,171	0	0	533,171
Local School Requests	110,000	0	0	110,000
Painting	112,812	0	0	112,812
Site Work (Safety & Security Fencing)	69,000	0	19,134	49,866
Specialties (Signage Upgrades)	3,150	0	0	3,150
	1,428,430	0	19,134	1,409,296

West Chatham Elementary

Description	Current Budget	Encumbered	Expended	Balance
Classroom	30,000	0	0	30,000
Site Work (Safety & Security Fencing)	40,500	0	0	40,500
Specialties (Signage Upgrades)	2,475	0	0	2,475
	72,975	0	0	72,975

White Bluff Elementary

Description	Current Budget	Encumbered	Expended	Balance
Addition/Modifications Projects	410,840	0	0	410,840
Classroom	30,000	0	0	30,000
Flooring	63,912	0	0	63,912
General ADA Requirement Upgrades	472,419	0	0	472,419
Site Work (Safety & Security Fencing)	71,750	0	0	71,750
Specialties (Signage Upgrades)	4,500	0	0	4,500
	1,053,421	0	0	1,053,421

NOTE: These interim statements were produced for management purposes from data available as of the reporting date, which may be prior to completion of the month-end financial accounting closing process. As such, they may not include adjustments and/or disclosures that may be required under generally accepted accounting principles.

BUDGET SUMMARY BY LOCATION

Windsor Forest Elementary

Description	Current Budget	Encumbered	Expended	Balance
Addition/Modifications Projects	2,303,372	107,416	49,466	2,146,490
Classroom	30,000	6,688	12,128	11,184
Electrical	1,128,638	27,433	51,544	1,049,661
Flooring	286,437	6,399	13,644	266,394
Food Service Upgrades	150,000	0	0	150,000
General ADA Requirement Upgrades	470,894	11,727	21,224	437,943
Local School Requests	343,750	7,378	16,676	319,696
Site Work (Safety & Security Fencing)	150,900	0	15,720	135,180
Specialties (Signage Upgrades)	4,500	0	0	4,500
Thermal Protection - Roofing	775,000	7,597	46,634	720,769
	5,643,491	174,638	227,036	5,241,817

Bartlett Middle

Description	Current Budget	Encumbered	Expended	Balance
Classroom	57,500	0	0	57,500
Flooring	131,523	0	0	131,523
Food Service Upgrades	250,000	0	0	250,000
General ADA Requirement Upgrades	116,997	0	0	116,997
HVAC	1,840,000	0	0	1,840,000
Miscellaneous (Security Issues)	152,153	22,691	92,418	37,044
Plumbing	208,594	0	0	208,594
Site Work (Safety & Security Fencing)	37,500	13,088	0	24,412
Specialties (Signage Upgrades)	2,700	0	0	2,700
Thermal Protection - Roofing	1,000,000	0	0	1,000,000
	3,796,967	35,779	92,418	3,668,770

NOTE: These interim statements were produced for management purposes from data available as of the reporting date, which may be prior to completion of the month-end financial accounting closing process. As such, they may not include adjustments and/or disclosures that may be required under generally accepted accounting principles.

BUDGET SUMMARY BY LOCATION

Coastal Middle

Description	Current Budget	Encumbered	Expended	Balance
Classroom	57,500	0	0	57,500
Miscellaneous (Security Issues)	114,086	22,333	82,432	9,321
Site Work (Safety & Security Fencing)	41,700	0	0	41,700
	213,286	22,333	82,432	108,521

DeRenne Middle

Description	Current Budget	Encumbered	Expended	Balance
Classroom	57,500	0	0	57,500
Miscellaneous (Security Issues)	123,065	23,407	90,565	9,094
	180,565	23,407	90,565	66,594

Hubert Middle

Description	Current Budget	Encumbered	Expended	Balance
Classroom	57,500	0	0	57,500
General ADA Requirement Upgrades	5,937	0	0	5,937
Miscellaneous (Security Issues)	130,368	57,866	52,169	20,333
Site Work (Safety & Security Fencing)	53,460	0	0	53,460
Specialties (Signage Upgrades)	2,700	0	0	2,700
	249,965	57,866	52,169	139,930

NOTE: These interim statements were produced for management purposes from data available as of the reporting date, which may be prior to completion of the month-end financial accounting closing process. As such, they may not include adjustments and/or disclosures that may be required under generally accepted accounting principles.

BUDGET SUMMARY BY LOCATION

Mercer Middle

Description	Current Budget	Encumbered	Expended	Balance
Addition/Modifications Projects	1,199,449	0	0	1,199,449
Classroom	57,500	0	0	57,500
General ADA Requirement Upgrades	487,025	0	0	487,025
Local School Requests	17,500	0	0	17,500
Miscellaneous (Security Issues)	115,468	70,710	34,744	10,014
Site Work (Safety & Security Fencing)	49,500	0	0	49,500
Specialties (Signage Upgrades)	2,700	0	0	2,700
Thermal Protection - Roofing	1,000,000	0	0	1,000,000
	2,929,142	70,710	34,744	2,823,688

Myers Middle

Description	Current Budget	Encumbered	Expended	Balance
Classroom	57,500	0	0	57,500
Miscellaneous (Security Issues)	114,027	62,488	42,682	8,857
Site Work (Safety & Security Fencing)	56,400	0	0	56,400
Specialties (Signage Upgrades)	2,700	0	0	2,700
	230,627	62,488	42,682	125,457

New Middle School

Description	Current Budget	Encumbered	Expended	Balance
New/Replacement School Costs	50,375	1,289	49,086	0
	50,375	1,289	49,086	0

NOTE: These interim statements were produced for management purposes from data available as of the reporting date, which may be prior to completion of the month-end financial accounting closing process. As such, they may not include adjustments and/or disclosures that may be required under generally accepted accounting principles.

BUDGET SUMMARY BY LOCATION

Oglethorpe Academy

Description	Current Budget	Encumbered	Expended	Balance
New/Replacement School Costs	21,238,350	0	0	21,238,350
	21,238,350	0	0	21,238,350

Shuman Middle

Description	Current Budget	Encumbered	Expended	Balance
Classroom	57,500	0	0	57,500
General ADA Requirement Upgrades	514,375	0	0	514,375
Local School Requests	26,875	0	0	26,875
Miscellaneous (Security Issues)	120,262	26,629	71,411	22,222
Painting	37,500	0	0	37,500
Site Work (Safety & Security Fencing)	91,000	0	0	91,000
Specialties (Signage Upgrades)	2,700	0	0	2,700
Thermal Protection - Roofing	625,000	0	0	625,000
	1,475,212	26,629	71,411	1,377,172

Southwest Middle

Description	Current Budget	Encumbered	Expended	Balance
Classroom	57,500	0	0	57,500
Miscellaneous (Security Issues)	117,604	62,287	44,788	10,530
Site Work (Safety & Security Fencing)	36,000	0	0	36,000
Specialties (Signage Upgrades)	2,700	0	0	2,700
	213,804	62,287	44,788	106,730

NOTE: These interim statements were produced for management purposes from data available as of the reporting date, which may be prior to completion of the month-end financial accounting closing process. As such, they may not include adjustments and/or disclosures that may be required under generally accepted accounting principles.

BUDGET SUMMARY BY LOCATION

West Chatham Middle

Description	Current Budget	Encumbered	Expended	Balance
Classroom	57,500	0	0	57,500
Miscellaneous (Security Issues)	180,851	35,000	117,635	28,216
Site Work (Safety & Security Fencing)	42,000	0	0	42,000
Specialties (Signage Upgrades)	2,700	0	0	2,700
	283,051	35,000	117,635	130,416

Beach High

Description	Current Budget	Encumbered	Expended	Balance
New/Replacement School Costs	35,070,350	0	0	35,070,350
	35,070,350	0	0	35,070,350

Groves High

Description	Current Budget	Encumbered	Expended	Balance
Classroom	30,000	0	0	30,000
Electrical	2,352,588	0	0	2,352,588
Flooring	490,976	0	0	490,976
General ADA Requirement Upgrades	649,053	0	0	649,053
Local School Requests	343,750	0	0	343,750
Miscellaneous (Security Issues)	42,941	0	25,362	17,579
Painting	401,771	0	0	401,771
Site Work (Safety & Security Fencing)	146,500	0	0	146,500
Specialties (Signage Upgrades)	4,050	0	0	4,050
	4,461,629	0	25,362	4,436,267

NOTE: These interim statements were produced for management purposes from data available as of the reporting date, which may be prior to completion of the month-end financial accounting closing process. As such, they may not include adjustments and/or disclosures that may be required under generally accepted accounting principles.

BUDGET SUMMARY BY LOCATION

Jenkins High

Description	Current Budget	Encumbered	Expended	Balance
Classroom	77,250	0	0	77,250
General ADA Requirement Upgrades	754,733	0	0	754,733
HVAC	2,368,133	0	0	2,368,133
Local School Requests	90,812	0	0	90,812
Miscellaneous (Security Issues)	1,380	0	0	1,380
Plumbing	289,062	0	0	289,062
Site Work (Safety & Security Fencing)	30,000	0	0	30,000
Specialties (Signage Upgrades)	4,500	0	0	4,500
	3,615,870	0	0	3,615,870

Johnson High

Description	Current Budget	Encumbered	Expended	Balance
Classroom	77,250	0	0	77,250
Miscellaneous (Security Issues)	1,794	0	0	1,794
Site Work (Safety & Security Fencing)	61,200	0	0	61,200
Specialties (Signage Upgrades)	2,700	0	0	2,700
	142,944	0	0	142,944

New High School

Description	Current Budget	Encumbered	Expended	Balance
New/Replacement School Costs	39,204,659	0	2,440	39,202,219
	39,204,659	0	2,440	39,202,219

NOTE: These interim statements were produced for management purposes from data available as of the reporting date, which may be prior to completion of the month-end financial accounting closing process. As such, they may not include adjustments and/or disclosures that may be required under generally accepted accounting principles.

BUDGET SUMMARY BY LOCATION

Savannah Arts Academy

Description	Current Budget	Encumbered	Expended	Balance
Miscellaneous (Security Issues)	229,752	47,530	123,824	58,398
Site Work (Safety & Security Fencing)	554,400	0	34,478	519,922
	784,152	47,530	158,302	578,320

Savannah High

Description	Current Budget	Encumbered	Expended	Balance
Classroom	77,250	0	0	77,250
Miscellaneous (Security Issues)	157,734	40,370	101,110	16,255
Site Work (Safety & Security Fencing)	30,000	0	0	30,000
Specialties (Signage Upgrades)	4,500	0	0	4,500
	269,484	40,370	101,110	128,005

Windsor High

Description	Current Budget	Encumbered	Expended	Balance
Addition/Modifications Projects	6,448,000	0	0	6,448,000
Classroom	77,250	0	0	77,250
General ADA Requirement Upgrades	577,075	0	0	577,075
Miscellaneous (Security Issues)	341,188	35,716	147,248	158,225
Site Work (Safety & Security Fencing)	119,375	0	0	119,375
Specialties (Signage Upgrades)	4,050	0	0	4,050
Thermal Protection - Roofing	1,500,000	0	0	1,500,000
	9,066,938	35,716	147,248	8,883,975

NOTE: These interim statements were produced for management purposes from data available as of the reporting date, which may be prior to completion of the month-end financial accounting closing process. As such, they may not include adjustments and/or disclosures that may be required under generally accepted accounting principles.

BUDGET SUMMARY BY LOCATION

Massie Heritage Center

Description	Current Budget	Encumbered	Expended	Balance
Electrical	122,625	0	0	122,625
Flooring	24,063	0	0	24,063
General ADA Requirement Upgrades	203,525	0	0	203,525
Local School Requests	452,285	0	0	452,285
Painting	37,715	0	0	37,715
Specialties	812	0	0	812
	841,025	0	0	841,025

Oatland Island

Description	Current Budget	Encumbered	Expended	Balance
Addition/Modifications Projects	850,000	0	0	850,000
Classroom	181,020	0	0	181,020
Electrical	1,086,419	0	0	1,086,419
General ADA Requirement Upgrades	354,719	0	0	354,719
HVAC	1,657,616	0	0	1,657,616
Local School Requests	475,000	0	0	475,000
Miscellaneous (Security Issues)	34,718	0	0	34,718
Painting	184,059	0	0	184,059
Site Work	198,812	0	0	198,812
Specialties	2,250	0	0	2,250
Thermal Protection - Roofing	171,875	0	0	171,875
	5,196,488	0	0	5,196,488

Woodville-Tompkins Vocational

Description	Current Budget	Encumbered	Expended	Balance
Addition/Modifications Projects	4,250,000	1,795,292	1,389,909	1,064,799
Classroom	57,500	28,699	0	28,801
Miscellaneous (Security Issues)	150,507	463	27,020	123,024
	4,458,007	1,824,454	1,416,929	1,216,624

NOTE: These interim statements were produced for management purposes from data available as of the reporting date, which may be prior to completion of the month-end financial accounting closing process. As such, they may not include adjustments and/or disclosures that may be required under generally accepted accounting principles.

BUDGET SUMMARY BY LOCATION

G.O. Bond Debt

Description	Current Budget	Encumbered	Expended	Balance
Other	67,372,185	0	26,694,010	40,678,175
	67,372,185	0	26,694,010	40,678,175

Program Management

Description	Current Budget	Encumbered	Expended	Balance
Other	6,000,000	5,085,043	908,824	6,133
	6,000,000	5,085,043	908,824	6,133

Academic Technology Upgrade

Description	Current Budget	Encumbered	Expended	Balance
Other	30,000,000	1,137,331	3,270,215	25,592,453
	30,000,000	1,137,331	3,270,215	25,592,453
TOTALS	368,755,519	8,780,724	33,806,476	326,168,319

NOTE: These interim statements were produced for management purposes from data available as of the reporting date, which may be prior to completion of the month-end financial accounting closing process. As such, they may not include adjustments and/or disclosures that may be required under generally accepted accounting principles.





**Budget
Summary
by Project**

BUDGET SUMMARY BY PROJECT

Project #	Project	Current Budget	Encumbered	Expended	Balance
7301	Bartlett MS - Classroom	57,500	0	0	57,500
7302	Bartow ES - Classroom	30,000	0	0	30,000
7303	Bloomingtondale ES - Classroom	30,000	0	0	30,000
7304	Coastal MS - Classroom	57,500	0	0	57,500
7305	DeRenne MS - Classroom	57,500	0	0	57,500
7306	East Broad ES - Classroom	30,000	0	0	30,000
7307	Ellis ES - Classroom	50,000	0	0	50,000
7308	Garden City ES - Classroom	30,000	0	0	30,000
7309	Garrison ES - Classroom	30,000	0	0	30,000
7310	Georgetown ES - Classroom	30,000	0	0	30,000
7311	Gould ES - Classroom	30,000	0	0	30,000
7312	Groves HS - Classroom	30,000	0	0	30,000
7313	Haven ES - Classroom	30,000	0	0	30,000
7314	Heard ES - Classroom	30,000	0	0	30,000
7315	Hesse ES - Classroom	30,000	0	0	30,000
7316	Howard ES - Classroom	30,000	0	0	30,000
7317	Hubert MS - Classroom	57,500	0	0	57,500
7318	Islands ES - Classroom	30,000	0	0	30,000
7319	Isle of Hope ES - Classroom	30,000	0	0	30,000
7320	Jenkins HS - Classroom	77,250	0	0	77,250
7321	Johnson HS - Classroom	77,250	0	0	77,250
7322	Largo-Tibet ES - Classroom	30,000	0	0	30,000
7323	Low ES - Classroom	30,000	0	0	30,000
7324	Marshpoint ES - Classroom	30,000	0	0	30,000
7325	Mercer MS - Classroom	57,500	0	0	57,500
7326	Myers MS - Classroom	57,500	0	0	57,500
7327	Pooler ES - Classroom	30,000	0	0	30,000
7328	Port Wentworth ES - Classroom	30,000	0	0	30,000
7329	Savannah HS - Classroom	77,250	0	0	77,250
7330	Shuman MS - Classroom	57,500	0	0	57,500
7331	Smith ES - Classroom	30,000	0	0	30,000
7332	Southwest ES - Classroom	30,000	0	0	30,000
7333	Southwest MS - Classroom	57,500	0	0	57,500
7334	Spencer ES - Classroom	30,000	0	0	30,000
7335	Tompkins TCA - Classroom	57,500	28,699	0	28,801
7336	West Chatham ES - Classroom	30,000	0	0	30,000
7337	West Chatham MS - Classroom	57,500	0	0	57,500
7338	White Bluff ES - Classroom	30,000	0	0	30,000
7339	Windsor Forest ES - Classroom	30,000	6,688	12,128	11,184

NOTE: These interim statements were produced for management purposes from data available as of the reporting date, which may be prior to completion of the month-end financial accounting closing process. As such, they may not include adjustments and/or disclosures that may be required under generally accepted accounting principles.

BUDGET SUMMARY BY PROJECT

Project #	Project	Current Budget	Encumbered	Expended	Balance
7340	Windsor Forest HS - Classroom	77,250	0	0	77,250
7351	Groves HS - Electrical	2,352,588	0	0	2,352,588
7352	Isle of Hope ES - Electrical	751,288	0	0	751,288
7353	Pooler ES - Electrical	722,975	0	0	722,975
7354	Smith ES - Electrical	112,262	0	0	112,262
7355	Spencer ES - Electrical	143,509	0	0	143,509
7356	Windsor Forest ES - Electrical	1,128,638	27,433	51,544	1,049,661
7361	Bartlett MS - Flooring	131,523	0	0	131,523
7362	Bartow ES - Flooring	490,464	0	0	490,464
7363	Groves HS - Flooring	490,976	0	0	490,976
7364	Haven ES - Flooring	60,000	0	0	60,000
7365	Hesse ES - Flooring	131,522	0	0	131,522
7366	Howard ES - Flooring	54,452	0	0	54,452
7367	Low ES - Flooring	109,238	0	0	109,238
7368	Pooler ES - Flooring	184,128	0	0	184,128
7369	White Bluff ES - Flooring	63,912	0	0	63,912
7370	Windsor Forest ES - Flooring	286,437	6,399	13,644	266,394
7381	Bartlett MS - Food Service Upgrades	250,000	0	0	250,000
7382	Bloomingtondale ES - Food Service Upgrade	250,000	0	0	250,000
7383	Hesse ES - Food Service Upgrades	250,000	0	0	250,000
7384	Windsor Forest ES - Food Service Upgrad	150,000	0	0	150,000
7391	Bartlett MS - General ADA Requirement	116,997	0	0	116,997
7392	Bartow ES - General ADA Requirement	148,437	0	0	148,437
7393	Bloomingtondale ES - General ADA Require	256,779	0	0	256,779
7394	East Broad ES - General ADA Requireme	530,931	0	0	530,931
7395	Ellis ES - General ADA Requirement Upg	247,704	0	0	247,704
7396	Garrison ES - General ADA Requirement	419,956	0	0	419,956
7397	Gould ES - General ADA Requirement U	164,375	0	0	164,375
7398	Groves HS - General ADA Requirement	649,053	0	0	649,053
7399	Haven ES - General ADA Requirement U	262,969	0	0	262,969
7400	Heard ES - General ADA Requirement U	350,247	0	0	350,247
7401	Hesse ES - General ADA Requirement U	439,200	0	0	439,200
7402	Howard ES - General ADA Requirement	521,389	0	0	521,389
7403	Hubert MS - General ADA Requirement	5,937	0	0	5,937
7404	Isle of Hope ES - General ADA Requirem	349,881	0	0	349,881
7405	Jenkins HS - General ADA Requirement	754,733	0	0	754,733
7406	Largo-Tibet ES - General ADA Requirem	398,806	0	0	398,806
7407	Low ES - General ADA Requirement Upg	358,166	0	0	358,166
7408	Mercer MS - General ADA Requirement	487,025	0	0	487,025

NOTE: These interim statements were produced for management purposes from data available as of the reporting date, which may be prior to completion of the month-end financial accounting closing process. As such, they may not include adjustments and/or disclosures that may be required under generally accepted accounting principles.

BUDGET SUMMARY BY PROJECT

Project #	Project	Current Budget	Encumbered	Expended	Balance
7409	Pooler ES - General ADA Requirement U	335,004	0	0	335,004
7410	Port Wentworth ES - General ADA Requi	309,355	0	0	309,355
7411	Shuman MS - General ADA Requirement	514,375	0	0	514,375
7412	Smith ES - General ADA Requirement U	379,113	0	0	379,113
7413	Spencer ES - General ADA Requirement	426,788	0	0	426,788
7414	White Bluff ES - General ADA Requirem	472,419	0	0	472,419
7415	Windsor Forest ES - General ADA Requir	470,894	11,727	21,224	437,943
7416	Windsor Forest HS - General ADA Requi	577,075	0	0	577,075
7421	Bartlett MS - HVAC	1,840,000	0	0	1,840,000
7422	Bartow ES - HVAC	255,469	0	0	255,469
7423	Heard ES - HVAC	900,046	0	0	900,046
7424	Isle of Hope ES - HVAC	900,046	0	0	900,046
7425	Jenkins HS - HVAC	2,368,133	0	0	2,368,133
7426	Port Wentworth ES - HVAC	778,831	0	0	778,831
7427	Spencer ES - HVAC	533,171	0	0	533,171
7431	Bartow ES - Local School Requests	65,625	0	0	65,625
7432	Ellis ES - Local School Requests	59,912	0	0	59,912
7433	Georgetown ES - Local School Requests	31,250	0	0	31,250
7434	Groves HS - Local School Requests	343,750	0	0	343,750
7435	Haven ES - Local School Requests	112,500	0	0	112,500
7436	Heard ES - Local School Requests	28,125	0	0	28,125
7437	Howard ES - Local School Requests	154,455	0	0	154,455
7438	Jenkins HS - Local School Requests	90,812	0	0	90,812
7439	Low ES - Local School Requests	63,077	0	0	63,077
7440	Mercer MS - Local School Requests	17,500	0	0	17,500
7441	Pooler ES - Local School Requests	84,645	0	0	84,645
7442	Shuman MS - Local School Requests	26,875	0	0	26,875
7443	Smith ES - Local School Requests	58,750	0	0	58,750
7444	Spencer ES - Local School Requests	110,000	0	0	110,000
7445	Windsor Forest ES - Local School Reques	343,750	7,378	16,676	319,696
7451	Bartlett MS - Miscellaneous (Security Is	152,153	22,691	92,418	37,044
7452	Coastal MS - Miscellaneous (Security Is	114,086	22,333	82,432	9,321
7453	DeRenne MS - Miscellaneous (Security I	123,065	23,407	90,565	9,094
7454	Groves HS - Miscellaneous (Security Iss	42,941	0	25,362	17,579
7455	Hubert MS - Miscellaneous (Security Iss	130,368	57,866	52,169	20,333
7456	Jenkins HS - Miscellaneous (Security Iss	1,380	0	0	1,380
7457	Johnson HS - Miscellaneous (Security Is	1,794	0	0	1,794
7458	Mercer MS - Miscellaneous (Security Iss	115,468	70,710	34,744	10,014
7459	Myers MS - Miscellaneous (Security Iss	114,027	62,488	42,682	8,857

NOTE: These interim statements were produced for management purposes from data available as of the reporting date, which may be prior to completion of the month-end financial accounting closing process. As such, they may not include adjustments and/or disclosures that may be required under generally accepted accounting principles.

BUDGET SUMMARY BY PROJECT

Project #	Project	Current Budget	Encumbered	Expended	Balance
7460	Savannah Arts Academy - Miscellaneous	229,752	47,530	123,824	58,398
7461	Savannah HS - Miscellaneous (Security I	157,734	40,370	101,110	16,255
7462	Shuman MS - Miscellaneous (Security Is	120,262	26,629	71,411	22,222
7463	Southwest MS - Miscellaneous (Security	117,604	62,287	44,788	10,530
7464	Woodville Tompkins TCI - Miscellaneous	150,507	463	27,020	123,024
7465	West Chatham MS - Miscellaneous (Sec	180,851	35,000	117,635	28,216
7466	Windsor Forest HS - Miscellaneous (Sec	341,188	35,716	147,248	158,225
7471	Garrison ES - Painting	18,398	0	0	18,398
7472	Groves HS - Painting	401,771	0	0	401,771
7473	Haven ES - Painting	122,428	0	0	122,428
7474	Heard ES - Painting	135,944	0	0	135,944
7475	Hesse ES - Painting	138,423	0	0	138,423
7476	Howard ES - Painting	22,344	0	0	22,344
7477	Low ES - Painting	98,615	0	0	98,615
7478	Pooler ES - Painting	112,232	0	0	112,232
7479	Shuman MS - Painting	37,500	0	0	37,500
7480	Spencer ES - Painting	112,812	0	0	112,812
7481	Bartlett MS - Plumbing	208,594	0	0	208,594
7482	Bartow ES - Plumbing	15,625	0	0	15,625
7483	Jenkins HS - Plumbing	289,062	0	0	289,062
7484	Low ES - Plumbing	46,875	0	0	46,875
7501	Bartlett MS - Site Work (Safety & Securit	37,500	13,088	0	24,412
7502	Bartow ES - Site Work (Safety & Security	75,000	0	17,258	57,742
7503	Bloomingtondale ES - Site Work (Safety & S	39,350	24,770	0	14,580
7504	Coastal MS - Site Work (Safety & Securit	41,700	0	0	41,700
7505	East Broad ES - Site Work (Safety & Sec	47,000	0	0	47,000
7506	Ellis ES - Site Work (Safety & Security F	67,188	0	0	67,188
7507	Garden City ES - Site Work (Safety & Se	3,000	0	0	3,000
7508	Garrison ES - Site Work (Safety & Securi	15,500	0	0	15,500
7509	Georgetown ES - Site Work (Safety & Se	71,875	950	0	70,925
7510	Gould ES - Site Work (Safety & Security	77,000	950	29,313	46,737
7511	Groves HS - Site Work (Safety & Security	146,500	0	0	146,500
7512	Haven ES - Site Work (Safety & Security	37,312	0	0	37,312
7513	Heard ES - Site Work (Safety & Security	69,350	0	0	69,350
7514	Hesse ES - Site Work (Safety & Security	41,850	0	0	41,850
7515	Howard ES - Site Work (Safety & Securit	88,000	0	0	88,000
7516	Hubert MS - Site Work (Safety & Securit	53,460	0	0	53,460
7517	Islands ES - Site Work (Safety & Security	63,000	8,900	0	54,100
7518	Isle of Hope ES - Site Work (Safety & Se	69,350	0	0	69,350

NOTE: These interim statements were produced for management purposes from data available as of the reporting date, which may be prior to completion of the month-end financial accounting closing process. As such, they may not include adjustments and/or disclosures that may be required under generally accepted accounting principles.

BUDGET SUMMARY BY PROJECT

Project #	Project	Current Budget	Encumbered	Expended	Balance
7519	Jenkins HS - Site Work (Safety & Securit	30,000	0	0	30,000
7520	Johnson HS - Site Work (Safety & Securit	61,200	0	0	61,200
7521	Largo-Tibet ES - Site Work (Safety & Sec	97,980	0	25,850	72,130
7522	Low ES - Site Work (Safety & Security F	42,900	0	0	42,900
7523	Marshpoint ES - Site Work (Safety & Sec	36,600	950	0	35,650
7524	Mercer MS - Site Work (Safety & Securit	49,500	0	0	49,500
7525	Myers MS - Site Work (Safety & Security	56,400	0	0	56,400
7526	Pooler ES - Site Work (Safety & Security	78,000	0	3,600	74,400
7527	Port Wentworth ES - Site Work (Safety &	34,650	950	36,096	-2,396
7528	Savannah Arts Academy - Site Work (Saf	554,400	0	34,478	519,922
7529	Savannah HS - Site Work (Safety & Secur	30,000	0	0	30,000
7530	Shuman MS - Site Work (Safety & Securi	91,000	0	0	91,000
7531	Smith ES - Site Work (Safety & Security	34,650	0	0	34,650
7532	Southwest ES - Site Work (Safety & Secu	48,000	0	0	48,000
7533	Southwest MS - Site Work (Safety & Sec	36,000	0	0	36,000
7534	Spencer ES - Site Work (Safety & Securit	69,000	0	19,134	49,866
7535	West Chatham ES - Site Work (Safety &	40,500	0	0	40,500
7536	West Chatham MS - Site Work (Safety &	42,000	0	0	42,000
7537	White Bluff ES - Site Work (Safety & Sec	71,750	0	0	71,750
7538	Windsor Forest ES - Site Work (Safety &	150,900	0	15,720	135,180
7539	Windsor Forest HS - Site Work (Safety &	119,375	0	0	119,375
7551	Bartlett MS - Specialties (Signage Upgrad	2,700	0	0	2,700
7552	Bartow ES - Specialties (Signage Upgrade	2,650	0	0	2,650
7553	Bloomington ES - Specialties (Signage U	4,050	0	0	4,050
7554	East Broad ES - Specialties (Signage Upg	1,000	0	0	1,000
7555	Ellis ES - Specialties (Signage Upgrades)	1,475	0	0	1,475
7556	Garden City ES - Specialties (Signage Up	2,700	0	0	2,700
7557	Garrison ES - Specialties (Signage Upgra	2,100	0	0	2,100
7558	Georgetown ES - Specialties (Signage Up	2,475	0	0	2,475
7559	Gould ES - Specialties (Signage Upgrades	2,700	0	0	2,700
7560	Groves HS - Specialties (Signage Upgrad	4,050	0	0	4,050
7561	Haven ES - Specialties (Signage Upgrade	2,925	0	0	2,925
7562	Hesse ES - Specialties (Signage Upgrades	4,050	0	0	4,050
7563	Howard ES - Specialties (Signage Upgrad	4,500	0	0	4,500
7564	Hubert MS - Specialties (Signage Upgrad	2,700	0	0	2,700
7565	Islands ES - Specialties (Signage Upgrade	4,500	0	0	4,500
7566	Isle of Hope ES - Specialties (Signage Up	4,050	0	0	4,050
7567	Jenkins HS - Specialties (Signage Upgrad	4,500	0	0	4,500
7568	Johnson HS - Specialties (Signage Upgra	2,700	0	0	2,700

NOTE: These interim statements were produced for management purposes from data available as of the reporting date, which may be prior to completion of the month-end financial accounting closing process. As such, they may not include adjustments and/or disclosures that may be required under generally accepted accounting principles.

BUDGET SUMMARY BY PROJECT

Project #	Project	Current Budget	Encumbered	Expended	Balance
7569	Largo-Tibet ES - Specialties (Signage Up	3,600	0	0	3,600
7570	Low ES - Specialties (Signage Upgrades)	2,700	0	0	2,700
7571	Marshpoint ES - Specialties (Signage Upg	2,700	0	0	2,700
7572	Mercer MS - Specialties (Signage Upgrad	2,700	0	0	2,700
7573	Myers MS - Specialties (Signage Upgrade	2,700	0	0	2,700
7574	Pooler ES - Specialties (Signage Upgrade	2,475	0	0	2,475
7575	Port Wentworth ES - Specialties (Signage	2,700	0	0	2,700
7576	Savannah HS - Specialties (Signage Upgr	4,500	0	0	4,500
7577	Shuman MS - Specialties (Signage Upgra	2,700	0	0	2,700
7578	Smith ES - Specialties (Signage Upgrades	2,700	0	0	2,700
7579	Southwest ES - Specialties (Signage Upgr	2,700	0	0	2,700
7580	Southwest MS - Specialties (Signage Upg	2,700	0	0	2,700
7581	Spencer ES - Specialties (Signage Upgrad	3,150	0	0	3,150
7582	West Chatham ES - Specialties (Signage	2,475	0	0	2,475
7583	West Chatham MS - Specialties (Signage	2,700	0	0	2,700
7584	White Bluff ES - Specialties (Signage Up	4,500	0	0	4,500
7585	Windsor Forest ES - Specialties (Signage	4,500	0	0	4,500
7586	Windsor Forest HS - Specialties (Signage	4,050	0	0	4,050
7591	Bartlett MS - Thermal Protection - Roofin	1,000,000	0	0	1,000,000
7592	Haven ES - Thermal Protection - Roofing	500,000	0	0	500,000
7593	Mercer MS - Thermal Protection - Roofin	1,000,000	0	0	1,000,000
7594	Port Wentworth ES - Thermal Protection -	250,000	0	0	250,000
7595	Shuman MS - Thermal Protection - Roofi	625,000	0	0	625,000
7596	Windsor Forest ES - Thermal Protection -	775,000	7,597	46,634	720,769
7597	Windsor Forest HS - Thermal Protection -	1,500,000	0	0	1,500,000
7601	Program Management - Other	6,000,000	5,085,043	908,824	6,133
7602	G.O. Bond Debt - Other	67,372,185	0	26,694,010	40,678,175
7603	Academic Technology Upgrade - Other	30,000,000	1,137,331	3,270,215	25,592,453
7611	New Elementary - Replacement School C	32,960	387	32,573	0
7612	New Middle School - Replacement Schoo	50,375	1,289	49,086	0
7613	Phase 1 of New High School - Replacem	39,204,659	0	2,440	39,202,219
7614	Godley Station K-8	44,586,155	0	370	44,585,785
7621	Beach HS - Replacement School Costs	35,070,350	0	0	35,070,350
7622	Butler ES - Replacement School Costs	18,961,296	0	0	18,961,296
7623	Gadsden ES - Replacement School Costs	18,948,932	0	7,750	18,941,182
7624	Oglethorpe Charter School - Replacement	21,238,350	0	0	21,238,350
7625	Pulaski ES - Replacement School Costs	17,275,466	0	5,126	17,270,340
7651	Heard ES - Addition/Modifications Projec	2,450,000	0	0	2,450,000
7652	Hesse ES - Addition/Modifications Projec	258,310	0	0	258,310

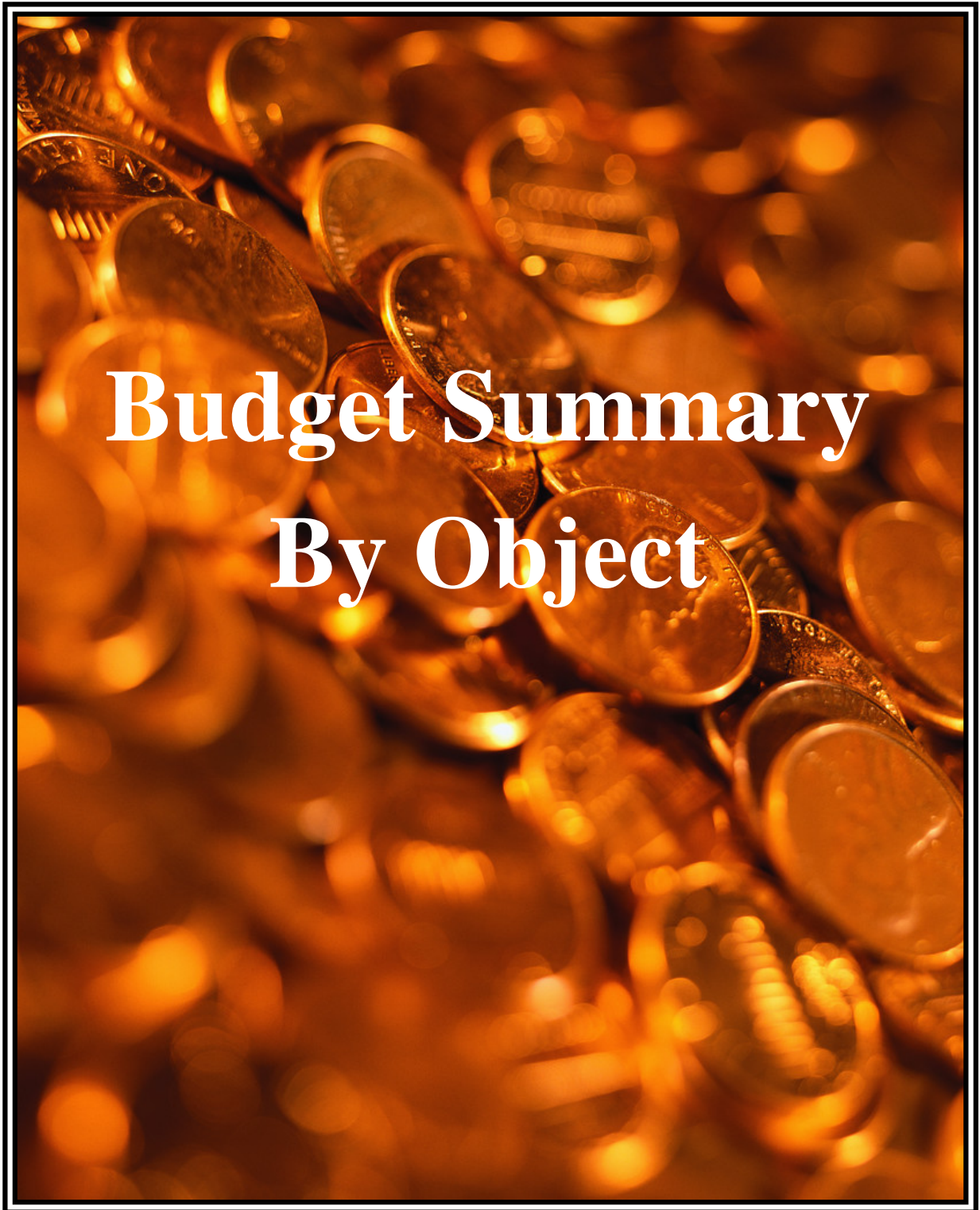
NOTE: These interim statements were produced for management purposes from data available as of the reporting date, which may be prior to completion of the month-end financial accounting closing process. As such, they may not include adjustments and/or disclosures that may be required under generally accepted accounting principles.

BUDGET SUMMARY BY PROJECT

Project #	Project	Current Budget	Encumbered	Expended	Balance
7653	Howard ES - Addition/Modifications Proj	1,748,812	0	0	1,748,812
7654	Isle of Hope ES - Addition/Modifications	1,350,229	0	0	1,350,229
7655	Largo-Tibet ES - Addition/Modifications	1,925,000	0	0	1,925,000
7656	Low ES - Addition/Modifications Projects	286,406	0	0	286,406
7657	Mercer MS - Addition/Modifications Proj	1,199,449	0	0	1,199,449
7658	Oatland Island - Addition/Modifications P	850,000	0	0	850,000
7659	Woodville Tompkins CTI - Addition/Mod	4,250,000	1,795,292	1,389,909	1,064,799
7660	White Bluff ES - Addition/Modifications	410,840	0	0	410,840
7661	Windsor Forest ES - Addition/Modificatio	2,303,372	107,416	49,466	2,146,490
7662	Windsor Forest HS - Addition/Modificati	6,448,000	0	0	6,448,000
7671	Massie Heritage - Electrical	122,625	0	0	122,625
7672	Massie Heritage - Flooring	24,063	0	0	24,063
7673	Massie Heritage - General ADA Require	203,525	0	0	203,525
7674	Massie Heritage - Local School Requests	452,285	0	0	452,285
7675	Massie Heritage - Painting	37,715	0	0	37,715
7676	Massie Heritage - Specialties	812	0	0	812
7681	Oatland Island - Classroom	181,020	0	0	181,020
7682	Oatland Island - Electrical	1,086,419	0	0	1,086,419
7683	Oatland Island - General ADA Requireme	354,719	0	0	354,719
7684	Oatland Island - HVAC	1,657,616	0	0	1,657,616
7685	Oatland Island - Local School Requests	475,000	0	0	475,000
7686	Oatland Island - Miscellaneous (Security	34,718	0	0	34,718
7687	Oatland Island - Painting	184,059	0	0	184,059
7688	Oatland Island - Site Work	198,812	0	0	198,812
7689	Oatland Island - Specialties	2,250	0	0	2,250
7690	Oatland Island - Thermal Protection - Roo	171,875	0	0	171,875
TOTAL		368,755,519	8,780,724	33,806,476	326,168,319

NOTE: These interim statements were produced for management purposes from data available as of the reporting date, which may be prior to completion of the month-end financial accounting closing process. As such, they may not include adjustments and/or disclosures that may be required under generally accepted accounting principles.





Budget Summary By Object

BUDGET SUMMARY BY OBJECT

Object	Object Description	Current Budget	Encumbered	Expended	Balance
3100	Professional Svcs	5,000	69,867	6,248	-71,115
3190	Construction Svcs	6,000,000	5,085,043	908,824	6,133
4612	Software	5,000	3,529	20,780	-19,309
4615	Expendable Non-Computer Equip	10,000	433,340	3,410	-426,750
4616	Expendable Computer Equipment	0	36,735	355,640	-392,375
5000	Equipment	23,942	680	22,927	336
5010	Classrm/Ofc Equip/Furn	7,703,193	36,567	52,284	7,614,342
5401	Site Development	2,837,985	0	370	2,837,615
5500	Construction	204,806,266	1,594,051	1,198,806	202,013,409
5504	Electrical	3,100	0	3,100	0
5609	Security	1,495,501	499,618	483,639	512,244
5650	Contingencies	16,414,071	0	0	16,414,071
5730	Equipment	1,354,676	41,631	2,870	1,310,175
5734	Computer Equipment	30,309,607	593,861	3,215,875	26,499,870
5752	Fees-Architectural	11,453,189	384,126	570,642	10,498,421
5753	Fees-CM	9,459,954	0	0	9,459,954
5754	Fees-Permits	10,000	0	0	10,000
5755	Fees-Surveys	500,877	1,676	116,418	382,783
5758	Fees-Soil Testing	189,198	0	0	189,198
5759	Fees-Consultants	2,515,620	0	150,634	2,364,986
5800	Demolition and Removal	200,000	0	0	200,000
7150	Contribution To Other Funds	67,372,185	0	26,694,010	40,678,175
9206	Adjustments To Budget - Positive	6,086,155	0	0	6,086,155
TOTAL		368,755,519	8,780,724	33,806,476	326,168,319

NOTE: These interim statements were produced for management purposes from data available as of the reporting date, which may be prior to completion of the month-end financial accounting closing process. As such, they may not include adjustments and/or disclosures that may be required under generally accepted accounting principles.





**Budget Transfers
By Project**

Budget Transfers by Project

PROJECT	PROJECT #	ORIGINAL BUDGET	BUDGET TRANSFERS	CURRENT BUDGET
Bartlett MS - Classroom	7301	57,500	0	57,500
Bartow ES - Classroom	7302	30,000	0	30,000
Bloomingtondale ES - Classroom	7303	30,000	0	30,000
Coastal MS - Classroom	7304	57,500	0	57,500
DeRenne MS - Classroom	7305	57,500	0	57,500
East Broad ES - Classroom	7306	30,000	0	30,000
Ellis ES - Classroom	7307	50,000	0	50,000
Garden City ES - Classroom	7308	30,000	0	30,000
Garrison ES - Classroom	7309	30,000	0	30,000
Georgetown ES - Classroom	7310	30,000	0	30,000
Gould ES - Classroom	7311	30,000	0	30,000
Groves HS - Classroom	7312	30,000	0	30,000
Haven ES - Classroom	7313	30,000	0	30,000
Heard ES - Classroom	7314	30,000	0	30,000
Hesse ES - Classroom	7315	30,000	0	30,000
Howard ES - Classroom	7316	30,000	0	30,000
Hubert MS - Classroom	7317	57,500	0	57,500
Islands ES - Classroom	7318	30,000	0	30,000
Isle of Hope ES - Classroom	7319	30,000	0	30,000
Jenkins HS - Classroom	7320	77,250	0	77,250
Johnson HS - Classroom	7321	77,250	0	77,250
Largo-Tibet ES - Classroom	7322	30,000	0	30,000
Low ES - Classroom	7323	30,000	0	30,000
Marshpoint ES - Classroom	7324	30,000	0	30,000
Mercer MS - Classroom	7325	57,500	0	57,500
Myers MS - Classroom	7326	57,500	0	57,500
Pooler ES - Classroom	7327	30,000	0	30,000
Port Wentworth ES - Classroom	7328	30,000	0	30,000
Savannah HS - Classroom	7329	77,250	0	77,250
Shuman MS - Classroom	7330	57,500	0	57,500
Smith ES - Classroom	7331	30,000	0	30,000
Southwest ES - Classroom	7332	30,000	0	30,000
Southwest MS - Classroom	7333	57,500	0	57,500
Spencer ES - Classroom	7334	30,000	0	30,000
Tompkins TCA - Classroom	7335	57,500	0	57,500
West Chatham ES - Classroom	7336	30,000	0	30,000
West Chatham MS - Classroom	7337	57,500	0	57,500
White Bluff ES - Classroom	7338	30,000	0	30,000

NOTE: These interim statements were produced for management purposes from data available as of the reporting date, which may be prior to completion of the month-end financial accounting closing process. As such, they may not include adjustments and/or disclosures that may be required under generally accepted accounting principles.

Budget Transfers by Project

PROJECT	PROJECT #	ORIGINAL BUDGET	BUDGET TRANSFERS	CURRENT BUDGET
Windsor Forest ES - Classroom	7339	30,000	0	30,000
Windsor Forest HS - Classroom	7340	77,250	0	77,250
Groves HS - Electrical	7351	2,352,588	0	2,352,588
Isle of Hope ES - Electrical	7352	751,288	0	751,288
Pooler ES - Electrical	7353	722,975	0	722,975
Smith ES - Electrical	7354	112,262	0	112,262
Spencer ES - Electrical	7355	143,509	0	143,509
Windsor Forest ES - Electrical	7356	1,128,638	0	1,128,638
Bartlett MS - Flooring	7361	131,523	0	131,523
Bartow ES - Flooring	7362	490,464	0	490,464
Groves HS - Flooring	7363	490,976	0	490,976
Haven ES - Flooring	7364	60,000	0	60,000
Hesse ES - Flooring	7365	131,522	0	131,522
Howard ES - Flooring	7366	54,452	0	54,452
Low ES - Flooring	7367	109,238	0	109,238
Pooler ES - Flooring	7368	184,128	0	184,128
White Bluff ES - Flooring	7369	63,912	0	63,912
Windsor Forest ES - Flooring	7370	286,437	0	286,437
Bartlett MS - Food Service Upgrades	7381	250,000	0	250,000
Bloomingtondale ES - Food Service Upgrades	7382	250,000	0	250,000
Hesse ES - Food Service Upgrades	7383	250,000	0	250,000
Windsor Forest ES - Food Service Upgrades	7384	150,000	0	150,000
Bartlett MS - General ADA Requirement Up	7391	116,997	0	116,997
Bartow ES - General ADA Requirement Up	7392	148,437	0	148,437
Bloomingtondale ES - General ADA Requireme	7393	256,779	0	256,779
East Broad ES - General ADA Requirement	7394	530,931	0	530,931
Ellis ES - General ADA Requirement Upgra	7395	247,704	0	247,704
Garrison ES - General ADA Requirement U	7396	419,956	0	419,956
Gould ES - General ADA Requirement Upgr	7397	164,375	0	164,375
Groves HS - General ADA Requirement Up	7398	649,053	0	649,053
Haven ES - General ADA Requirement Upg	7399	262,969	0	262,969
Heard ES - General ADA Requirement Upgr	7400	350,247	0	350,247
Hesse ES - General ADA Requirement Upgr	7401	439,200	0	439,200
Howard ES - General ADA Requirement Up	7402	521,389	0	521,389
Hubert MS - General ADA Requirement Up	7403	5,937	0	5,937
Isle of Hope ES - General ADA Requiremen	7404	349,881	0	349,881
Jenkins HS - General ADA Requirement Up	7405	754,733	0	754,733
Largo-Tibet ES - General ADA Requirement	7406	398,806	0	398,806

NOTE: These interim statements were produced for management purposes from data available as of the reporting date, which may be prior to completion of the month-end financial accounting closing process. As such, they may not include adjustments and/or disclosures that may be required under generally accepted accounting principles.

Budget Transfers by Project

PROJECT	PROJECT #	ORIGINAL BUDGET	BUDGET TRANSFERS	CURRENT BUDGET
Low ES - General ADA Requirement Upgra	7407	358,166	0	358,166
Mercer MS - General ADA Requirement Up	7408	487,025	0	487,025
Pooler ES - General ADA Requirement Upg	7409	335,004	0	335,004
Port Wentworth ES - General ADA Require	7410	309,355	0	309,355
Shuman MS - General ADA Requirement U	7411	514,375	0	514,375
Smith ES - General ADA Requirement Upgr	7412	379,113	0	379,113
Spencer ES - General ADA Requirement Up	7413	426,788	0	426,788
White Bluff ES - General ADA Requirement	7414	472,419	0	472,419
Windsor Forest ES - General ADA Require	7415	470,894	0	470,894
Windsor Forest HS - General ADA Require	7416	577,075	0	577,075
Bartlett MS - HVAC	7421	1,840,000	0	1,840,000
Bartow ES - HVAC	7422	255,469	0	255,469
Heard ES - HVAC	7423	900,046	0	900,046
Isle of Hope ES - HVAC	7424	900,046	0	900,046
Jenkins HS - HVAC	7425	2,368,133	0	2,368,133
Port Wentworth ES - HVAC	7426	778,831	0	778,831
Spencer ES - HVAC	7427	533,171	0	533,171
Bartow ES - Local School Requests	7431	65,625	0	65,625
Ellis ES - Local School Requests	7432	59,912	0	59,912
Georgetown ES - Local School Requests	7433	31,250	0	31,250
Groves HS - Local School Requests	7434	343,750	0	343,750
Haven ES - Local School Requests	7435	112,500	0	112,500
Heard ES - Local School Requests	7436	28,125	0	28,125
Howard ES - Local School Requests	7437	154,455	0	154,455
Jenkins HS - Local School Requests	7438	90,812	0	90,812
Low ES - Local School Requests	7439	63,077	0	63,077
Mercer MS - Local School Requests	7440	17,500	0	17,500
Pooler ES - Local School Requests	7441	84,645	0	84,645
Shuman MS - Local School Requests	7442	26,875	0	26,875
Smith ES - Local School Requests	7443	58,750	0	58,750
Spencer ES - Local School Requests	7444	110,000	0	110,000
Windsor Forest ES - Local School Requests	7445	343,750	0	343,750
Bartlett MS - Miscellaneous (Security Issue	7451	261,968	-109,815	152,153
Coastal MS - Miscellaneous (Security Issue	7452	79,950	34,136	114,086
DeRenne MS - Miscellaneous (Security Iss	7453	174,394	-51,329	123,065
Groves HS - Miscellaneous (Security Issue	7454	407,523	-364,582	42,941
Hubert MS - Miscellaneous (Security Issue	7455	224,500	-94,132	130,368
Jenkins HS - Miscellaneous (Security Issue	7456	30,000	-28,620	1,380

NOTE: These interim statements were produced for management purposes from data available as of the reporting date, which may be prior to completion of the month-end financial accounting closing process. As such, they may not include adjustments and/or disclosures that may be required under generally accepted accounting principles.

Budget Transfers by Project

PROJECT	PROJECT #	ORIGINAL BUDGET	BUDGET TRANSFERS	CURRENT BUDGET
Johnson HS - Miscellaneous (Security Issu	7457	39,000	-37,206	1,794
Mercer MS - Miscellaneous (Security Issue	7458	47,798	67,670	115,468
Myers MS - Miscellaneous (Security Issues	7459	79,925	34,102	114,027
Savannah Arts Academy - Miscellaneous (7460	20,000	209,752	229,752
Savannah HS - Miscellaneous (Security Iss	7461	49,250	108,484	157,734
Shuman MS - Miscellaneous (Security Issu	7462	72,560	47,702	120,262
Southwest MS - Miscellaneous (Security Is	7463	71,200	46,404	117,604
Woodville Tompkins TCI - Miscellaneous (7464	79,950	70,557	150,507
West Chatham MS - Miscellaneous (Securi	7465	114,900	65,951	180,851
Windsor Forest HS - Miscellaneous (Securi	7466	340,262	926	341,188
Garrison ES - Painting	7471	18,398	0	18,398
Groves HS - Painting	7472	401,771	0	401,771
Haven ES - Painting	7473	122,428	0	122,428
Heard ES - Painting	7474	135,944	0	135,944
Hesse ES - Painting	7475	138,423	0	138,423
Howard ES - Painting	7476	22,344	0	22,344
Low ES - Painting	7477	98,615	0	98,615
Pooler ES - Painting	7478	112,232	0	112,232
Shuman MS - Painting	7479	37,500	0	37,500
Spencer ES - Painting	7480	112,812	0	112,812
Bartlett MS - Plumbing	7481	208,594	0	208,594
Bartow ES - Plumbing	7482	15,625	0	15,625
Jenkins HS - Plumbing	7483	289,062	0	289,062
Low ES - Plumbing	7484	46,875	0	46,875
Bartlett MS - Site Work (Safety & Security	7501	37,500	0	37,500
Bartow ES - Site Work (Safety & Security F	7502	75,000	0	75,000
Bloomingtondale ES - Site Work (Safety & Sec	7503	39,350	0	39,350
Coastal MS - Site Work (Safety & Security	7504	41,700	0	41,700
East Broad ES - Site Work (Safety & Securit	7505	47,000	0	47,000
Ellis ES - Site Work (Safety & Security Fen	7506	67,188	0	67,188
Garden City ES - Site Work (Safety & Secur	7507	3,000	0	3,000
Garrison ES - Site Work (Safety & Security	7508	15,500	0	15,500
Georgetown ES - Site Work (Safety & Secur	7509	71,875	0	71,875
Gould ES - Site Work (Safety & Security Fe	7510	77,000	0	77,000
Groves HS - Site Work (Safety & Security F	7511	146,500	0	146,500
Haven ES - Site Work (Safety & Security Fe	7512	37,312	0	37,312
Heard ES - Site Work (Safety & Security Fe	7513	69,350	0	69,350
Hesse ES - Site Work (Safety & Security Fe	7514	41,850	0	41,850

NOTE: These interim statements were produced for management purposes from data available as of the reporting date, which may be prior to completion of the month-end financial accounting closing process. As such, they may not include adjustments and/or disclosures that may be required under generally accepted accounting principles.

Budget Transfers by Project

PROJECT	PROJECT #	ORIGINAL BUDGET	BUDGET TRANSFERS	CURRENT BUDGET
Howard ES - Site Work (Safety & Security	7515	88,000	0	88,000
Hubert MS - Site Work (Safety & Security F	7516	53,460	0	53,460
Islands ES - Site Work (Safety & Security F	7517	63,000	0	63,000
Isle of Hope ES - Site Work (Safety & Secur	7518	69,350	0	69,350
Jenkins HS - Site Work (Safety & Security F	7519	30,000	0	30,000
Johnson HS - Site Work (Safety & Security	7520	61,200	0	61,200
Largo-Tibet ES - Site Work (Safety & Secur	7521	97,980	0	97,980
Low ES - Site Work (Safety & Security Fen	7522	42,900	0	42,900
Marshpoint ES - Site Work (Safety & Securi	7523	36,600	0	36,600
Mercer MS - Site Work (Safety & Security F	7524	49,500	0	49,500
Myers MS - Site Work (Safety & Security F	7525	56,400	0	56,400
Pooler ES - Site Work (Safety & Security Fe	7526	78,000	0	78,000
Port Wentworth ES - Site Work (Safety & S	7527	34,650	0	34,650
Savannah Arts Academy - Site Work (Safety	7528	554,400	0	554,400
Savannah HS - Site Work (Safety & Security	7529	30,000	0	30,000
Shuman MS - Site Work (Safety & Security	7530	91,000	0	91,000
Smith ES - Site Work (Safety & Security Fe	7531	34,650	0	34,650
Southwest ES - Site Work (Safety & Securit	7532	48,000	0	48,000
Southwest MS - Site Work (Safety & Securit	7533	36,000	0	36,000
Spencer ES - Site Work (Safety & Security	7534	69,000	0	69,000
West Chatham ES - Site Work (Safety & Sec	7535	40,500	0	40,500
West Chatham MS - Site Work (Safety & Se	7536	42,000	0	42,000
White Bluff ES - Site Work (Safety & Securi	7537	71,750	0	71,750
Windsor Forest ES - Site Work (Safety & Se	7538	150,900	0	150,900
Windsor Forest HS - Site Work (Safety & Se	7539	119,375	0	119,375
Bartlett MS - Specialties (Signage Upgrades)	7551	2,700	0	2,700
Bartow ES - Specialties (Signage Upgrades)	7552	2,650	0	2,650
Bloomingtondale ES - Specialties (Signage Upg	7553	4,050	0	4,050
East Broad ES - Specialties (Signage Upgrad	7554	1,000	0	1,000
Ellis ES - Specialties (Signage Upgrades)	7555	1,475	0	1,475
Garden City ES - Specialties (Signage Upgra	7556	2,700	0	2,700
Garrison ES - Specialties (Signage Upgrades	7557	2,100	0	2,100
Georgetown ES - Specialties (Signage Upgra	7558	2,475	0	2,475
Gould ES - Specialties (Signage Upgrades)	7559	2,700	0	2,700
Groves HS - Specialties (Signage Upgrades)	7560	4,050	0	4,050
Haven ES - Specialties (Signage Upgrades)	7561	2,925	0	2,925
Hesse ES - Specialties (Signage Upgrades)	7562	4,050	0	4,050
Howard ES - Specialties (Signage Upgrades)	7563	4,500	0	4,500

NOTE: These interim statements were produced for management purposes from data available as of the reporting date, which may be prior to completion of the month-end financial accounting closing process. As such, they may not include adjustments and/or disclosures that may be required under generally accepted accounting principles.

Budget Transfers by Project

PROJECT	PROJECT #	ORIGINAL BUDGET	BUDGET TRANSFERS	CURRENT BUDGET
Hubert MS - Specialties (Signage Upgrades)	7564	2,700	0	2,700
Islands ES - Specialties (Signage Upgrades)	7565	4,500	0	4,500
Isle of Hope ES - Specialties (Signage Upgra	7566	4,050	0	4,050
Jenkins HS - Specialties (Signage Upgrades)	7567	4,500	0	4,500
Johnson HS - Specialties (Signage Upgrades)	7568	2,700	0	2,700
Largo-Tibet ES - Specialties (Signage Upgra	7569	3,600	0	3,600
Low ES - Specialties (Signage Upgrades)	7570	2,700	0	2,700
Marshpoint ES - Specialties (Signage Upgra	7571	2,700	0	2,700
Mercer MS - Specialties (Signage Upgrades)	7572	2,700	0	2,700
Myers MS - Specialties (Signage Upgrades)	7573	2,700	0	2,700
Pooler ES - Specialties (Signage Upgrades)	7574	2,475	0	2,475
Port Wentworth ES - Specialties (Signage U	7575	2,700	0	2,700
Savannah HS - Specialties (Signage Upgrade	7576	4,500	0	4,500
Shuman MS - Specialties (Signage Upgrades)	7577	2,700	0	2,700
Smith ES - Specialties (Signage Upgrades)	7578	2,700	0	2,700
Southwest ES - Specialties (Signage Upgrad	7579	2,700	0	2,700
Southwest MS - Specialties (Signage Upgrad	7580	2,700	0	2,700
Spencer ES - Specialties (Signage Upgrades)	7581	3,150	0	3,150
West Chatham ES - Specialties (Signage Up	7582	2,475	0	2,475
West Chatham MS - Specialties (Signage Up	7583	2,700	0	2,700
White Bluff ES - Specialties (Signage Upgra	7584	4,500	0	4,500
Windsor Forest ES - Specialties (Signage Up	7585	4,500	0	4,500
Windsor Forest HS - Specialties (Signage U	7586	4,050	0	4,050
Bartlett MS - Thermal Protection - Roofing	7591	1,000,000	0	1,000,000
Haven ES - Thermal Protection - Roofing	7592	500,000	0	500,000
Mercer MS - Thermal Protection - Roofing	7593	1,000,000	0	1,000,000
Port Wentworth ES - Thermal Protection - R	7594	250,000	0	250,000
Shuman MS - Thermal Protection - Roofing	7595	625,000	0	625,000
Windsor Forest ES - Thermal Protection - R	7596	775,000	0	775,000
Windsor Forest HS - Thermal Protection - R	7597	1,500,000	0	1,500,000
Program Management - Other	7601	6,000,000	0	6,000,000
G.O. Bond Debt - Other	7602	67,372,185	0	67,372,185
Academic Technology Upgrade - Other	7603	30,000,000	0	30,000,000
New Elementary - Replacement School Cos	7611	17,895,840	-17,862,880	32,960
New Middle School - Replacement School C	7612	27,173,650	-27,123,275	50,375
Phase 1 of New High School - Replacement	7613	39,204,659	0	39,204,659
Godley Station K-8	7614	0	44,586,155	44,586,155
Beach HS - Replacement School Costs	7621	35,070,350	0	35,070,350

NOTE: These interim statements were produced for management purposes from data available as of the reporting date, which may be prior to completion of the month-end financial accounting closing process. As such, they may not include adjustments and/or disclosures that may be required under generally accepted accounting principles.

Budget Transfers by Project

PROJECT	PROJECT #	ORIGINAL BUDGET	BUDGET TRANSFERS	CURRENT BUDGET
Butler ES - Replacement School Costs	7622	18,961,296	0	18,961,296
Gadsden ES - Replacement School Costs	7623	18,948,932	0	18,948,932
Oglethorpe Charter School - Replacement Sc	7624	21,238,350	0	21,238,350
Pulaski ES - Replacement School Costs	7625	17,275,466	0	17,275,466
Heard ES - Addition/Modifications Projects	7651	2,450,000	0	2,450,000
Hesse ES - Addition/Modifications Projects	7652	258,310	0	258,310
Howard ES - Addition/Modifications Project	7653	1,748,812	0	1,748,812
Isle of Hope ES - Addition/Modifications Pr	7654	1,350,229	0	1,350,229
Largo-Tibet ES - Addition/Modifications Pr	7655	1,925,000	0	1,925,000
Low ES - Addition/Modifications Projects	7656	286,406	0	286,406
Mercer MS - Addition/Modifications Project	7657	1,199,449	0	1,199,449
Oatland Island - Addition/Modifications Proj	7658	850,000	0	850,000
Woodville Tompkins CTI - Addition/Modifi	7659	4,250,000	0	4,250,000
White Bluff ES - Addition/Modifications Pro	7660	410,840	0	410,840
Windsor Forest ES - Addition/Modifications	7661	2,303,372	0	2,303,372
Windsor Forest HS - Addition/Modifications	7662	6,448,000	0	6,448,000
Massie Heritage - Electrical	7671	122,625	0	122,625
Massie Heritage - Flooring	7672	24,063	0	24,063
Massie Heritage - General ADA Requiremen	7673	203,525	0	203,525
Massie Heritage - Local School Requests	7674	52,285	400,000	452,285
Massie Heritage - Painting	7675	37,715	0	37,715
Massie Heritage - Specialties	7676	812	0	812
Oatland Island - Classroom	7681	181,020	0	181,020
Oatland Island - Electrical	7682	1,086,419	0	1,086,419
Oatland Island - General ADA Requirement	7683	354,719	0	354,719
Oatland Island - HVAC	7684	1,657,616	0	1,657,616
Oatland Island - Local School Requests	7685	475,000	0	475,000
Oatland Island - Miscellaneous (Security Is	7686	34,718	0	34,718
Oatland Island - Painting	7687	184,059	0	184,059
Oatland Island - Site Work	7688	198,812	0	198,812
Oatland Island - Specialties	7689	2,250	0	2,250
Oatland Island - Thermal Protection - Roofin	7690	171,875	0	171,875
TOTAL		368,755,519	0	368,755,519

NOTE: These interim statements were produced for management purposes from data available as of the reporting date, which may be prior to completion of the month-end financial accounting closing process. As such, they may not include adjustments and/or disclosures that may be required under generally accepted accounting principles.





**Budget Detail
Active &
Completed
Projects**

BUDGET DETAIL - ACTIVE AND COMPLETED PROJECTS

Windsor Forest ES - Classroom

Project # 7339

Status: Active

Object	Description	Current Budget	Encumbered	Expended	Balance
5500	Construction	7,769	0	0	7,769
5752	Fees-Architectural	22,231	6,688	12,128	3,415
		30,000	6,688	12,128	11,184

Windsor Forest ES - Electrical

Project # 7356

Status: Active

Object	Description	Current Budget	Encumbered	Expended	Balance
5500	Construction	1,044,690	0	0	1,044,690
5752	Fees-Architectural	83,948	27,433	51,544	4,971
		1,128,638	27,433	51,544	1,049,661

Windsor Forest ES - Flooring

Project # 7370

Status: Active

Object	Description	Current Budget	Encumbered	Expended	Balance
5500	Construction	265,132	0	0	265,132
5752	Fees-Architectural	21,305	6,399	13,644	1,262
		286,437	6,399	13,644	266,394

This report does not include projects that have not started.

NOTE: These interim statements were produced for management purposes from data available as of the reporting date, which may be prior to completion of the month-end financial accounting closing process. As such, they may not include adjustments and/or disclosures that may be required under generally accepted accounting principles.

BUDGET DETAIL - ACTIVE AND COMPLETED PROJECTS

Windsor Forest ES - General ADA Requirement Upgrades

Project # 7415

Status: Active

Object	Description	Current Budget	Encumbered	Expended	Balance
5500	Construction	435,869	0	0	435,869
5752	Fees-Architectural	35,025	11,727	21,224	2,074
		470,894	11,727	21,224	437,943

Windsor Forest ES - Local School Requests

Project # 7445

Status: Active

Object	Description	Current Budget	Encumbered	Expended	Balance
5500	Construction	318,182	0	0	318,182
5752	Fees-Architectural	25,568	7,378	16,676	1,514
		343,750	7,378	16,676	319,696

Bartlett MS - Miscellaneous (Security Issues)

Project # 7451

Status: Active

Object	Description	Current Budget	Encumbered	Expended	Balance
5010	Classrm/Ofc Equip/Furn	3,121	463	2,658	0
5500	Construction	26,734	0	0	26,734
5609	Security	77,908	22,228	45,616	10,064
5734	Computer Equipment	16,785	0	16,785	0
5752	Fees-Architectural	11,301	0	11,055	246
5759	Fees-Consultants	16,304	0	16,304	0
		152,153	22,691	92,418	37,044

This report does not include projects that have not started.

NOTE: These interim statements were produced for management purposes from data available as of the reporting date, which may be prior to completion of the month-end financial accounting closing process. As such, they may not include adjustments and/or disclosures that may be required under generally accepted accounting principles.

BUDGET DETAIL - ACTIVE AND COMPLETED PROJECTS

Coastal MS - Miscellaneous (Security Issues)

Project # 7452

Status: Active

Object	Description	Current Budget	Encumbered	Expended	Balance
5010	Classrm/Ofc Equip/Furn	4,758	463	4,295	0
5609	Security	74,947	21,870	43,831	9,246
5734	Computer Equipment	25,956	0	25,956	0
5752	Fees-Architectural	3,449	0	3,374	75
5759	Fees-Consultants	4,976	0	4,976	0
		114,086	22,333	82,432	9,321

DeRenne MS - Miscellaneous (Security Issues)

Project # 7453

Status: Active

Object	Description	Current Budget	Encumbered	Expended	Balance
5010	Classrm/Ofc Equip/Furn	4,921	463	4,458	0
5609	Security	79,388	22,944	47,515	8,929
5734	Computer Equipment	20,379	0	20,379	0
5752	Fees-Architectural	7,523	0	7,359	164
5759	Fees-Consultants	10,854	0	10,854	0
		123,065	23,407	90,565	9,094

Groves HS - Miscellaneous (Security Issues)

Project # 7454

Status: Active

Object	Description	Current Budget	Encumbered	Expended	Balance
5752	Fees-Architectural	17,579	0	0	17,579
5759	Fees-Consultants	25,362	0	25,362	0
		42,941	0	25,362	17,579

This report does not include projects that have not started.

NOTE: These interim statements were produced for management purposes from data available as of the reporting date, which may be prior to completion of the month-end financial accounting closing process. As such, they may not include adjustments and/or disclosures that may be required under generally accepted accounting principles.

BUDGET DETAIL - ACTIVE AND COMPLETED PROJECTS

Hubert MS - Miscellaneous (Security Issues)

Project # 7455

Status: Active

Object	Description	Current Budget	Encumbered	Expended	Balance
5010	Classrm/Ofc Equip/Furn	2,821	463	2,358	0
5609	Security	85,309	57,403	7,783	20,123
5734	Computer Equipment	18,582	0	18,582	0
5752	Fees-Architectural	9,684	0	9,474	210
5759	Fees-Consultants	13,972	0	13,972	0
		130,368	57,866	52,169	20,333

Mercer MS - Miscellaneous (Security Issues)

Project # 7458

Status: Active

Object	Description	Current Budget	Encumbered	Expended	Balance
5010	Classrm/Ofc Equip/Furn	4,621	463	4,158	0
5609	Security	88,269	70,247	8,056	9,966
5734	Computer Equipment	20,379	0	20,379	0
5752	Fees-Architectural	2,199	0	2,151	48
		115,468	70,710	34,744	10,014

This report does not include projects that have not started.

NOTE: These interim statements were produced for management purposes from data available as of the reporting date, which may be prior to completion of the month-end financial accounting closing process. As such, they may not include adjustments and/or disclosures that may be required under generally accepted accounting principles.

BUDGET DETAIL - ACTIVE AND COMPLETED PROJECTS

Myers MS - Miscellaneous (Security Issues)

Project # 7459

Status: Active

Object	Description	Current Budget	Encumbered	Expended	Balance
5010	Classrm/Ofc Equip/Furn	5,521	463	5,058	0
5609	Security	77,908	62,025	7,101	8,782
5734	Computer Equipment	22,176	0	22,176	0
5752	Fees-Architectural	3,448	0	3,374	74
5759	Fees-Consultants	4,974	0	4,974	0
		114,027	62,488	42,682	8,857

Savannah Arts Academy - Miscellaneous (Security Issues)

Project # 7460

Status: Active

Object	Description	Current Budget	Encumbered	Expended	Balance
5010	Classrm/Ofc Equip/Furn	5,768	926	4,842	1
5609	Security	182,306	46,604	77,325	58,377
5734	Computer Equipment	40,758	0	40,758	0
5752	Fees-Architectural	920	0	900	20
		229,752	47,530	123,824	58,398

Savannah HS - Miscellaneous (Security Issues)

Project # 7461

Status: Active

Object	Description	Current Budget	Encumbered	Expended	Balance
5010	Classrm/Ofc Equip/Furn	5,041	926	4,116	0
5609	Security	118,655	39,444	63,005	16,206
5734	Computer Equipment	31,772	0	31,773	-1
5752	Fees-Architectural	2,266	0	2,216	50
		157,734	40,370	101,110	16,255

This report does not include projects that have not started.

NOTE: These interim statements were produced for management purposes from data available as of the reporting date, which may be prior to completion of the month-end financial accounting closing process. As such, they may not include adjustments and/or disclosures that may be required under generally accepted accounting principles.

BUDGET DETAIL - ACTIVE AND COMPLETED PROJECTS

Shuman MS - Miscellaneous (Security Issues)

Project # 7462

Status: Active

Object	Description	Current Budget	Encumbered	Expended	Balance
5010	Classrm/Ofc Equip/Furn	3,121	463	2,658	0
5609	Security	92,710	26,166	44,390	22,154
5734	Computer Equipment	16,785	0	16,785	0
5752	Fees-Architectural	3,130	0	3,062	68
5759	Fees-Consultants	4,516	0	4,516	0
		120,262	26,629	71,411	22,222

Southwest MS - Miscellaneous (Security Issues)

Project # 7463

Status: Active

Object	Description	Current Budget	Encumbered	Expended	Balance
5010	Classrm/Ofc Equip/Furn	4,758	463	4,295	0
5609	Security	79,388	61,824	7,101	10,464
5734	Computer Equipment	25,956	0	25,956	0
5752	Fees-Architectural	3,071	0	3,005	66
5759	Fees-Consultants	4,431	0	4,431	0
		117,604	62,287	44,788	10,530

This report does not include projects that have not started.

NOTE: These interim statements were produced for management purposes from data available as of the reporting date, which may be prior to completion of the month-end financial accounting closing process. As such, they may not include adjustments and/or disclosures that may be required under generally accepted accounting principles.

BUDGET DETAIL - ACTIVE AND COMPLETED PROJECTS

Woodville Tompkins TCI - Miscellaneous (Security Issues)

Project # 7464

Status: Active

Object	Description	Current Budget	Encumbered	Expended	Balance
5010	Classrm/Ofc Equip/Furn	3,121	463	2,658	0
5500	Construction	0	0	3,983	-3,983
5609	Security	127,007	0	0	127,007
5734	Computer Equipment	20,379	0	20,379	0
		150,507	463	27,020	123,024

West Chatham MS - Miscellaneous (Security Issues)

Project # 7465

Status: Active

Object	Description	Current Budget	Encumbered	Expended	Balance
5010	Classrm/Ofc Equip/Furn	23,417	926	4,916	17,575
5609	Security	109,774	34,074	65,166	10,534
5734	Computer Equipment	35,553	0	35,553	0
5752	Fees-Architectural	4,956	0	4,849	107
5759	Fees-Consultants	7,151	0	7,151	0
		180,851	35,000	117,635	28,216

This report does not include projects that have not started.

NOTE: These interim statements were produced for management purposes from data available as of the reporting date, which may be prior to completion of the month-end financial accounting closing process. As such, they may not include adjustments and/or disclosures that may be required under generally accepted accounting principles.

BUDGET DETAIL - ACTIVE AND COMPLETED PROJECTS

Windsor Forest HS - Miscellaneous (Security Issues)

Project # 7466

Status: Active

Object	Description	Current Budget	Encumbered	Expended	Balance
5010	Classrm/Ofc Equip/Furn	6,742	926	5,816	0
5500	Construction	146,711	0	0	146,711
5609	Security	112,734	34,790	66,750	11,194
5734	Computer Equipment	39,147	0	39,147	0
5752	Fees-Architectural	14,678	0	14,359	319
5759	Fees-Consultants	21,176	0	21,176	0
		341,188	35,716	147,248	158,225

Bartow ES - Site Work (Safety & Security Fencing)

Project # 7502

Status: Active

Object	Description	Current Budget	Encumbered	Expended	Balance
5500	Construction	75,000	0	17,258	57,742
		75,000	0	17,258	57,742

Bloomingdale ES - Site Work (Safety & Security Fencing)

Project # 7503

Status: Active

Object	Description	Current Budget	Encumbered	Expended	Balance
5500	Construction	39,350	24,770	0	14,580
		39,350	24,770	0	14,580

This report does not include projects that have not started.

NOTE: These interim statements were produced for management purposes from data available as of the reporting date, which may be prior to completion of the month-end financial accounting closing process. As such, they may not include adjustments and/or disclosures that may be required under generally accepted accounting principles.

BUDGET DETAIL - ACTIVE AND COMPLETED PROJECTS

Gould ES - Site Work (Safety & Security Fencing)

Project # 7510

Status: Active

Object	Description	Current Budget	Encumbered	Expended	Balance
5500	Construction	70,367	950	22,680	46,737
5755	Fees-Surveys	6,633	0	6,633	0
		77,000	950	29,313	46,737

Islands ES - Site Work (Safety & Security Fencing)

Project # 7517

Status: Active

Object	Description	Current Budget	Encumbered	Expended	Balance
5500	Construction	63,000	8,900	0	54,100
		63,000	8,900	0	54,100

Largo-Tibet ES - Site Work (Safety & Security Fencing)

Project # 7521

Status: Active

Object	Description	Current Budget	Encumbered	Expended	Balance
5500	Construction	97,980	0	25,850	72,130
		97,980	0	25,850	72,130

This report does not include projects that have not started.

NOTE: These interim statements were produced for management purposes from data available as of the reporting date, which may be prior to completion of the month-end financial accounting closing process. As such, they may not include adjustments and/or disclosures that may be required under generally accepted accounting principles.

BUDGET DETAIL - ACTIVE AND COMPLETED PROJECTS

Pooler ES - Site Work (Safety & Security Fencing)

Project # 7526

Status: Active

Object	Description	Current Budget	Encumbered	Expended	Balance
5500	Construction	74,400	0	0	74,400
5755	Fees-Surveys	3,600	0	3,600	0
		78,000	0	3,600	74,400

Port Wentworth ES - Site Work (Safety & Security Fencing)

Project # 7527

Status: Active

Object	Description	Current Budget	Encumbered	Expended	Balance
5500	Construction	28,134	950	29,580	-2,396
5755	Fees-Surveys	6,516	0	6,516	0
		34,650	950	36,096	-2,396

Savannah Arts Academy - Site Work (Safety & Security Fencing)

Project # 7528

Status: Active

Object	Description	Current Budget	Encumbered	Expended	Balance
5500	Construction	519,922	0	0	519,922
5759	Fees-Consultants	34,478	0	34,478	0
		554,400	0	34,478	519,922

This report does not include projects that have not started.

NOTE: These interim statements were produced for management purposes from data available as of the reporting date, which may be prior to completion of the month-end financial accounting closing process. As such, they may not include adjustments and/or disclosures that may be required under generally accepted accounting principles.

BUDGET DETAIL - ACTIVE AND COMPLETED PROJECTS

Spencer ES - Site Work (Safety & Security Fencing)

Project # 7534

Status: Active

Object	Description	Current Budget	Encumbered	Expended	Balance
5500	Construction	63,866	0	14,000	49,866
5755	Fees-Surveys	5,134	0	5,134	0
		69,000	0	19,134	49,866

Windsor Forest ES - Site Work (Safety & Security Fencing)

Project # 7538

Status: Active

Object	Description	Current Budget	Encumbered	Expended	Balance
5500	Construction	150,900	0	15,720	135,180
		150,900	0	15,720	135,180

Windsor Forest ES - Thermal Protection - Roofing

Project # 7596

Status: Active

Object	Description	Current Budget	Encumbered	Expended	Balance
5500	Construction	717,355	0	0	717,355
5752	Fees-Architectural	57,645	7,597	46,634	3,414
		775,000	7,597	46,634	720,769

This report does not include projects that have not started.

NOTE: These interim statements were produced for management purposes from data available as of the reporting date, which may be prior to completion of the month-end financial accounting closing process. As such, they may not include adjustments and/or disclosures that may be required under generally accepted accounting principles.

BUDGET DETAIL - ACTIVE AND COMPLETED PROJECTS

Program Management - Other

Project # 7601

Status: Active

Object	Description	Current Budget	Encumbered	Expended	Balance
3190	Construction Svcs	6,000,000	5,085,043	908,824	6,133
		6,000,000	5,085,043	908,824	6,133

G.O. Bond Debt - Other

Project # 7602

Status: Active

Object	Description	Current Budget	Encumbered	Expended	Balance
7150	Contribution To Other Funds	67,372,185	0	26,694,010	40,678,175
		67,372,185	0	26,694,010	40,678,175

Academic Technology Upgrade - Other

Project # 7603

Status: Active

Object	Description	Current Budget	Encumbered	Expended	Balance
3100	Professional Svcs	5,000	69,867	6,248	-71,115
4612	Software	5,000	3,529	20,780	-19,309
4615	Expendable Non-Computer Equip	10,000	433,340	3,410	-426,750
4616	Expendable Computer Equipment	0	36,735	355,640	-392,375
5730	Equipment	5,000	0	2,870	2,130
5734	Computer Equipment	29,975,000	593,861	2,881,267	26,499,871
		30,000,000	1,137,331	3,270,215	25,592,453

This report does not include projects that have not started.

NOTE: These interim statements were produced for management purposes from data available as of the reporting date, which may be prior to completion of the month-end financial accounting closing process. As such, they may not include adjustments and/or disclosures that may be required under generally accepted accounting principles.

BUDGET DETAIL - ACTIVE AND COMPLETED PROJECTS

New Elementary - Replacement School Costs

Project # 7611

Status: Active

Object	Description	Current Budget	Encumbered	Expended	Balance
5755	Fees-Surveys	32,960	387	32,573	0
		32,960	387	32,573	0

New Middle School - Replacement School Costs

Project # 7612

Status: Active

Object	Description	Current Budget	Encumbered	Expended	Balance
5755	Fees-Surveys	50,375	1,289	49,086	0
		50,375	1,289	49,086	0

Phase 1 of New High School - Replacement School Costs

Project # 7613

Status: Active

Object	Description	Current Budget	Encumbered	Expended	Balance
5010	Classrm/Ofc Equip/Furn	1,568,186	0	0	1,568,186
5401	Site Development	588,070	0	0	588,070
5500	Construction	28,950,201	0	0	28,950,201
5609	Security	39,205	0	0	39,205
5650	Contingencies	3,253,986	0	0	3,253,986
5730	Equipment	196,023	0	0	196,023
5752	Fees-Architectural	2,038,643	0	0	2,038,643
5753	Fees-CM	1,960,233	0	0	1,960,233
5755	Fees-Surveys	78,409	0	0	78,409
5758	Fees-Soil Testing	39,205	0	0	39,205
5759	Fees-Consultants	492,498	0	2,440	490,058
		39,204,659	0	2,440	39,202,219

This report does not include projects that have not started.

NOTE: These interim statements were produced for management purposes from data available as of the reporting date, which may be prior to completion of the month-end financial accounting closing process. As such, they may not include adjustments and/or disclosures that may be required under generally accepted accounting principles.

BUDGET DETAIL - ACTIVE AND COMPLETED PROJECTS

Godley Station K-8
Project # 7614 **Status: Active**

Object	Description	Current Budget	Encumbered	Expended	Balance
5010	Classrm/Ofc Equip/Furn	1,540,000	0	0	1,540,000
5401	Site Development	577,500	0	370	577,130
5500	Construction	28,432,250	0	0	28,432,250
5609	Security	38,500	0	0	38,500
5650	Contingencies	3,195,500	0	0	3,195,500
5730	Equipment	192,500	0	0	192,500
5752	Fees-Architectural	2,002,000	0	0	2,002,000
5753	Fees-CM	1,925,000	0	0	1,925,000
5755	Fees-Surveys	77,000	0	0	77,000
5758	Fees-Soil Testing	38,500	0	0	38,500
5759	Fees-Consultants	481,250	0	0	481,250
9206	Adjustments To Budget - Positive	6,086,155	0	0	6,086,155
		44,586,155	0	370	44,585,785

Gadsden ES - Replacement School Costs

Project # 7623 **Status: Active**

Object	Description	Current Budget	Encumbered	Expended	Balance
5010	Classrm/Ofc Equip/Furn	757,957	0	0	757,957
5401	Site Development	284,234	0	0	284,234
5500	Construction	13,993,786	0	0	13,993,786
5609	Security	18,949	0	0	18,949
5650	Contingencies	1,572,762	0	0	1,572,762
5730	Equipment	94,745	0	0	94,745
5752	Fees-Architectural	985,344	0	0	985,344
5753	Fees-CM	947,446	0	0	947,446
5755	Fees-Surveys	37,898	0	7,750	30,148
5758	Fees-Soil Testing	18,949	0	0	18,949
5759	Fees-Consultants	236,862	0	0	236,862
		18,948,932	0	7,750	18,941,182

This report does not include projects that have not started.

NOTE: These interim statements were produced for management purposes from data available as of the reporting date, which may be prior to completion of the month-end financial accounting closing process. As such, they may not include adjustments and/or disclosures that may be required under generally accepted accounting principles.

BUDGET DETAIL - ACTIVE AND COMPLETED PROJECTS

Pulaski ES - Replacement School Costs

Project # 7625

Status: Active

Object	Description	Current Budget	Encumbered	Expended	Balance
5010	Classrm/Ofc Equip/Furn	691,019	0	0	691,019
5401	Site Development	259,132	0	0	259,132
5500	Construction	12,757,936	0	0	12,757,936
5609	Security	17,275	0	0	17,275
5650	Contingencies	1,433,863	0	0	1,433,863
5730	Equipment	86,377	0	0	86,377
5752	Fees-Architectural	898,325	0	0	898,325
5753	Fees-CM	863,774	0	0	863,774
5755	Fees-Surveys	34,551	0	5,126	29,425
5758	Fees-Soil Testing	17,275	0	0	17,275
5759	Fees-Consultants	215,939	0	0	215,939
		17,275,466	0	5,126	17,270,340

Woodville Tompkins CTI - Addition/Modifications Projects

Project # 7659

Status: Active

Object	Description	Current Budget	Encumbered	Expended	Balance
5000	Equipment	23,942	680	22,927	336
5500	Construction	3,259,380	1,543,493	1,069,735	646,153
5504	Electrical	3,100	0	3,100	0
5730	Equipment	403,681	41,631	0	362,050
5752	Fees-Architectural	549,897	209,488	294,148	46,261
5754	Fees-Permits	10,000	0	0	10,000
		4,250,000	1,795,292	1,389,909	1,064,799

This report does not include projects that have not started.

NOTE: These interim statements were produced for management purposes from data available as of the reporting date, which may be prior to completion of the month-end financial accounting closing process. As such, they may not include adjustments and/or disclosures that may be required under generally accepted accounting principles.

BUDGET DETAIL - ACTIVE AND COMPLETED PROJECTS

Windsor Forest ES - Addition/Modifications Projects

Project # 7661

Status: Active

Object	Description	Current Budget	Encumbered	Expended	Balance
5500	Construction	2,132,047	0	0	2,132,047
5752	Fees-Architectural	171,325	107,416	49,466	14,443
		2,303,372	107,416	49,466	2,146,490
	TOTALS	236,388,109	8,737,036	33,806,476	193,844,596

This report does not include projects that have not started.

NOTE: These interim statements were produced for management purposes from data available as of the reporting date, which may be prior to completion of the month-end financial accounting closing process. As such, they may not include adjustments and/or disclosures that may be required under generally accepted accounting principles.



Revenue Budget by Year

REVENUE BUDGET BY YEAR

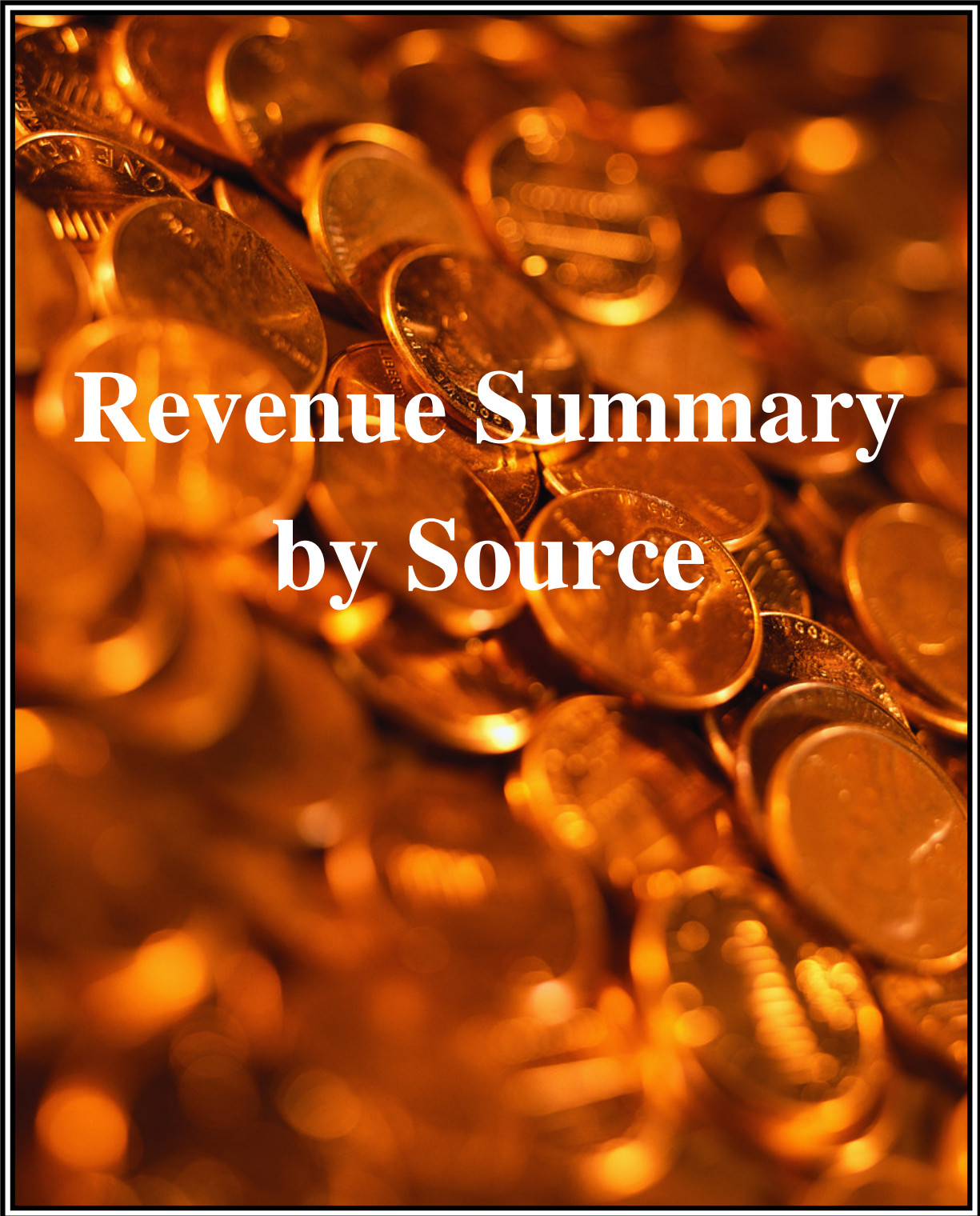
FY	Fund	Area	Revenue Source	Description	Projected Revenue	Recognized Revenue	Balance
ESPLOST							
FISCAL YEAR 07							
07	306	706	1130	SALES TAX	0	18,677,142	18,677,142
07	306	706	1500	INTEREST	0	138,347	138,347
TOTAL 07					0	18,815,489	18,815,489
FISCAL YEAR 08							
08	306	706	1130	SALES TAX	58,226,340	62,716,886	4,490,546
08	306	706	1500	INTEREST	132,000	1,530,580	1,398,580
TOTAL 08					58,358,340	64,247,466	5,889,126
FISCAL YEAR 09							
09	306	706	1130	SALES TAX	69,098,211	5,601,610	-63,496,601
09	306	706	1500	INTEREST	300,000	132,689	-167,311
TOTAL 09					69,398,211	5,734,299	-63,663,912
FISCAL YEAR 10							
10	306	706	1130	SALES TAX	73,001,094	0	-73,001,094
10	306	706	1500	INTEREST	300,000	0	-300,000
TOTAL 10					73,301,094	0	-73,301,094

NOTE: These interim statements were produced for management purposes from data available as of the reporting date, which may be prior to completion of the month-end financial accounting closing process. As such, they may not include adjustments and/or disclosures that may be required under generally accepted accounting principles.

REVENUE BUDGET BY YEAR

FY	Fund	Area	Revenue Source	Description	Projected Revenue	Recognized Revenue	Balance
FISCAL YEAR 11							
11	306	706	1130	SALES TAX	77,242,007	0	-77,242,007
11	306	706	1500	INTEREST	300,000	0	-300,000
TOTAL 11					77,542,007	0	-77,542,007
FISCAL YEAR 12							
12	306	706	1130	SALES TAX	82,432,347	0	-82,432,347
12	306	706	1500	INTEREST	223,519	0	-223,519
12	306	706	3800	STATE REVENUE	7,500,000	0	-7,500,000
TOTAL 12					90,155,866	0	-90,155,866
<u>Grand Total:</u>					368,755,518	88,797,254	-279,958,264

NOTE: These interim statements were produced for management purposes from data available as of the reporting date, which may be prior to completion of the month-end financial accounting closing process. As such, they may not include adjustments and/or disclosures that may be required under generally accepted accounting principles.



**Revenue Summary
by Source**

REVENUE SUMMARY BY SOURCE

Revenue Source	Description	Current Budget	Recognized	Balance
1130	SALES TAX	359,999,999	86,995,637	-273,004,362
1500	INTEREST	1,255,519	1,801,616	546,097
3800	STATE REVENUE	7,500,000	0	-7,500,000
TOTAL		368,755,518	88,797,254	-279,958,264

NOTE: These interim statements were produced for management purposes from data available as of the reporting date, which may be prior to completion of the month-end financial accounting closing process. As such, they may not include adjustments and/or disclosures that may be required under generally accepted accounting principles.

